

Quadrature Hybrid

80 - 160 MHz

JH-/JHS-119

V2.00

Features

- Fully Hermetic Package
- Octave Bandwidth
- Low VSWR: 1.3:1
- Impedance: 50 Ohms Nom.
- Input Power: 4 W. Max. @ 25°C Derated to 1 W. @ 85°C
- MIL-STD-202 Screening Available

Guaranteed Specifications* (From -55°C to +85°C)

| | |
|--------------------------------|-----------------|
| Frequency Range | 80 - 160 MHz |
| Insertion Loss (less Coupling) | 0.75 dB Max. ** |
| Isolation | 20 dB Min. |
| Amplitude Balance | 1.0 dB Max. |
| VSWR | 1.3:1 Max. |
| Deviation From Quadrature | 3° Max. |

* All specifications apply with 50 Ohm source and load impedance.

** Average of coupled loss exceeding 3 dB.

This product contains elements protected by United States Patent Number 3,484,724.

Pin Configuration

| | |
|------|--|
| FP-2 | A; P1, B; P4, C; P8, D; P5 All other pins are ground. |
| SF-1 | A; P1, B; P2, C; P4, D; P3 All other pins are ground. |

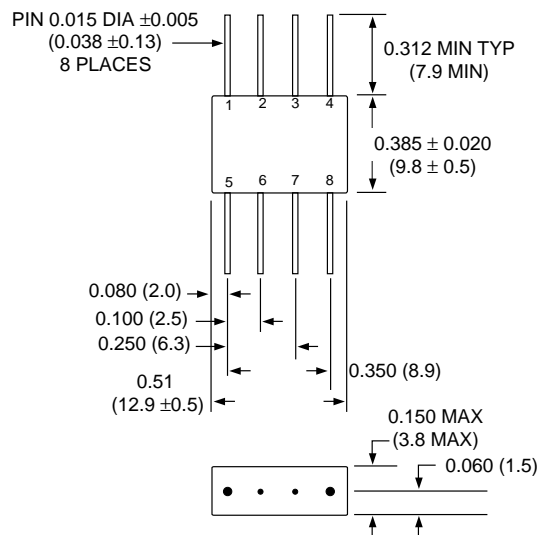
Phasing Diagram

| OUT \ IN | A | B | C | D |
|----------|------|------|------|------|
| A | X | ISO. | 0° | -90° |
| B | ISO. | X | -90° | 0° |
| C | 0° | -90° | X | ISO. |
| D | -90° | 0° | ISO. | X |

Ordering Information

| Part Number | Package |
|-------------|---------------|
| JH-119 PIN | Flatpack |
| JHS-119 PIN | Surface Mount |

FP-2



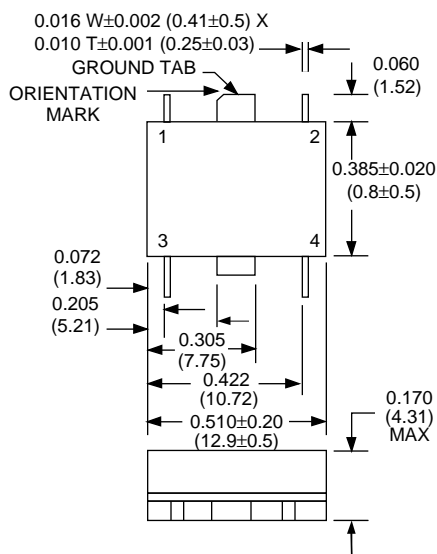
Dimensions in () are in mm.

Unless Otherwise Noted: .xxx = ±0.010 (.xx = ±0.25)

.xx = ±0.02 (.x = ±0.5)

WEIGHT (APPROX.): 0.09 OUNCES 2.5 GRAMS

SF-1



Dimensions in () are in mm.

Unless Otherwise Noted: .xxx = ±0.010 (.xx = ±0.25)

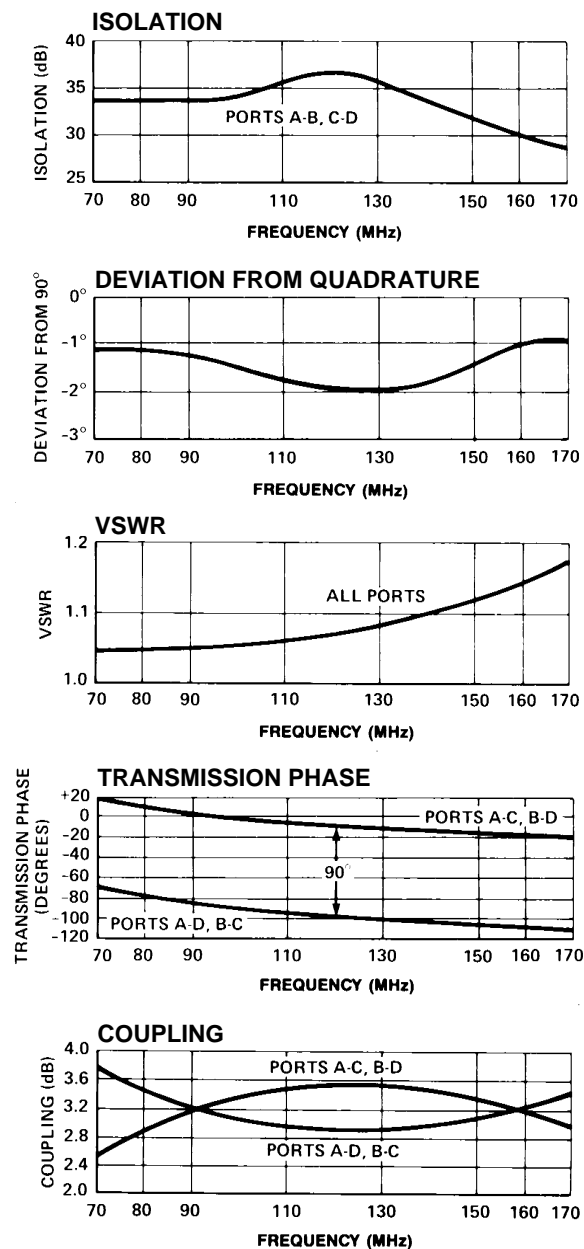
WEIGHT (APPROX.): 0.07 OUNCES 2 GRAMS

Specifications Subject to Change Without Notice.

M/A-COM, Inc.

North America: Tel. (800) 366-2266 ■ Asia/Pacific: Tel. +81 (03) 3226-1671 ■ Europe: Tel. +44 (1344) 869 595
 Fax (800) 618-8883 Fax +81 (03) 3226-1451 Fax +44 (1344) 300 020

Typical Performance



Specifications Subject to Change Without Notice.