

## Typical Performance @ 25°C

Characteristics	Typical	Guaranteed	
		0° to 50°C	-54° to +85°C
Frequency			
Small Signal Gain (min.)			
Gain Flatness (max.)			
Reverse Isolation			
Noise Figure (max.)			
Power Output @ 1 dB comp. (min.)			
IP3			
IP2			
Second Order Harmonic IP			
VSWR Input / Output (max.)			
DC Current @ 15 Volts (max.)			

## Absolute Maximum Ratings

Storage Temperature  
 Max. Case Temperature  
 Max. DC Voltage  
 Max. Continuous RF Input Power  
 Max. Short Term RF Input Power (1 minute max.)  
 Max. Peak Power (3  $\mu$ sec max.)  
 "S" Series Burn-in Temperature (Case)

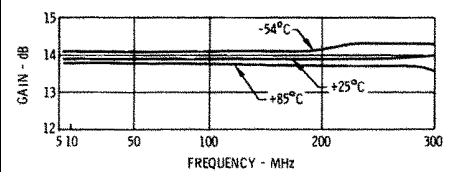
## Thermal Data: $V_{cc} = 15$ Vdc

Thermal Resistance  $\theta_{jc}$   
 Transistor Power Dissipation  $P_d$   
 Junction Temperature Rise Above Case  $T_{jc}$

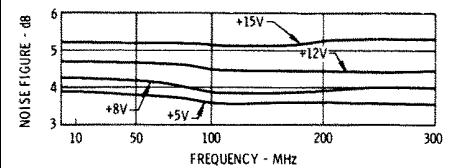
## Outline Drawings

Package	TO-8	Surface Mount	SMA Connectorized
Figure			
Model			

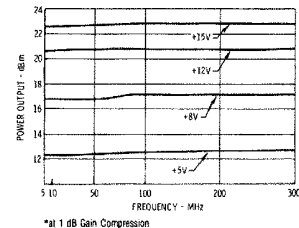
### Gain



### Noise Figure

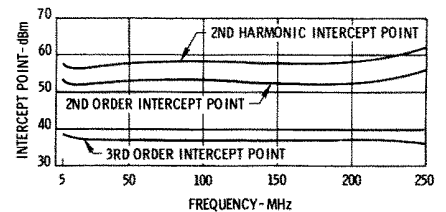


### Power Output\*



\*at 1 dB Gain Compression

### Third-Order Intercept Point



### VSWR

