

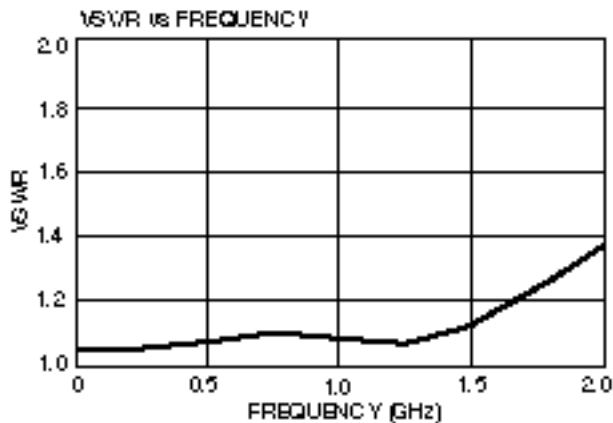
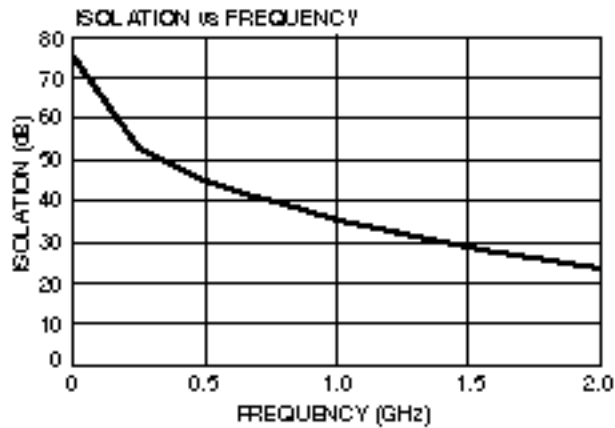
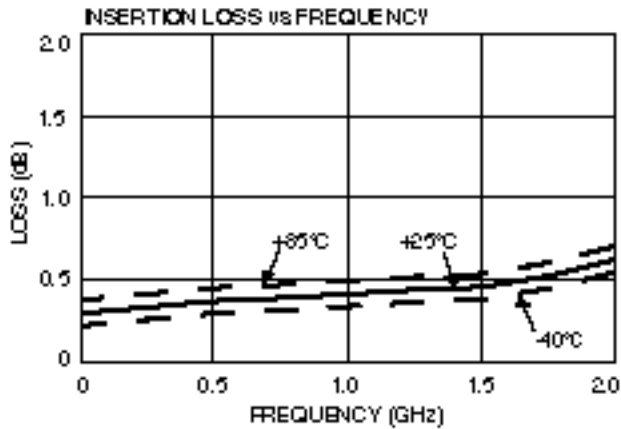
Part Number	Package
SW-289 PIN	SOIC 14-Lead Plastic Package
SW-289TR	Forward Tape & Reel
SW-289RTR	Reverse Tape & Reel

Absolute Maximum Ratings¹

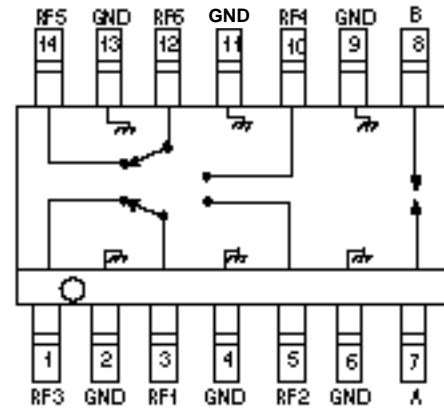
Parameter	Absolute Maximum
Max. Input Power	
0.05 GHz	+27 dBm
0.5 – 2.0 GHz	+34 dBm
Control Voltage	+5 V, -8.5 V
Operating Temperature	-40°C to +85°C
Storage Temperature	-65°C to +150°C

1.Operation of this device above any one of these parameters may cause permanent damage.

Typical Performance



Functional Schematic



Pin Configuration

Pin No.	Description	Pin No.	Description
1	RF3	8	B
2	GND	9	GND
3	RF1	10	RF4
4	GND	11	GND
5	RF2	12	RF6
6	GND	13	GND
7	A	14	RF5

Truth Table

Control Input		Condition of Switch			
A	B	RF1 TO		RF6 TO	
		RF2	RF3	RF4	RF5
1	0	On	Off	On	Off
0	1	Off	On	Off	On

"0" – 0 – -0.2V @ 20 μ A max.

"1" – -5V @ 40 μ A Typ to -8V @ 900 μ A max.

Electrical Schematic

