

LC503PPG1-15Q

Features

5mm Package
High Optical Power
High Luminous Intensity
Water Clear Lens
All Plastic Mold Type
PRELIMINARY SPEC

Applications

Decorative Lighting
General Purpose Lighting
Indoor Message Centers
Instrumentation
Medical Equipment



ATTENTION

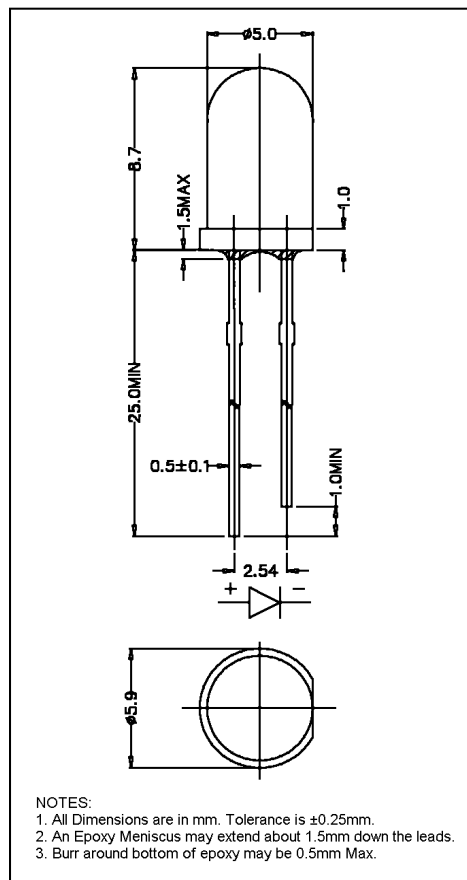
OBSERVE PRECAUTIONS
ELECTROSTATIC
SENSITIVE DEVICES

Maximum Ratings (Ta=25°C)

Characteristic	Symbol	Max.	Unit
Forward Current	I _F	25	mA
Reverse Voltage	V _R	5	V
Power Dissipation	P _D	120.00	mW
Operating Temperature	T _{opr}	-20 ~ +75	°C
Storage Temperature	T _{stg}	-30 ~ +80	°C
Soldering Temperature	T _{sol}	260	°C
Soldering Time	—	for 3 sec. max	—

Opto-Electrical Characteristics (Ta=25°C)

Characteristic	Symbol	Test Condition	Min	Typ	Max	Unit
Forward Voltage	V _F	I _F =20mA	3.20	3.60	4.20	V
Reverse Current	I _R	V _R =5V	—	—	100	μA
Luminous Intensity	I _v	I _F =20mA	5860.00	11000.00	—	mcd
Viewing Angle	2θ ^{1/2}	—	—	15°	—	deg.
Peak Wavelength	λ _p	I _F =20mA	—	520	—	nm
Dominant Wavelength	λ _d	I _F =20mA	—	525	—	nm
Spectral Line Half Width	Δλ	I _F =20mA	—	38	—	nm



Company Headquarters
120 Broadway
Menands, New York 12204
Toll Free: 800.984.5337
Fax: 518.432.7454



Web: www.marktechopto.com | Email: info@marktechopto.com

West Coast Sales Office
100 Oeangate Blvd. #1200
Long Beach, CA 90802
Toll Free: 800.984.5337
Fax: 562.628.5572

LC503PPG1-15Q Graphs

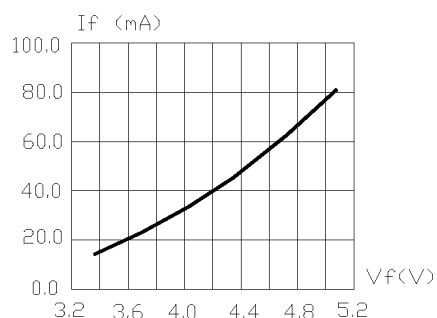


FIG.1 FORWARD CURRENT VS. FORWARD VOLTAGE.

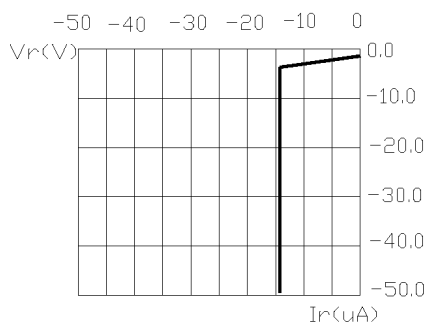


FIG.2 REVERSE CURRENT VS. REVERSE VOLTAGE.

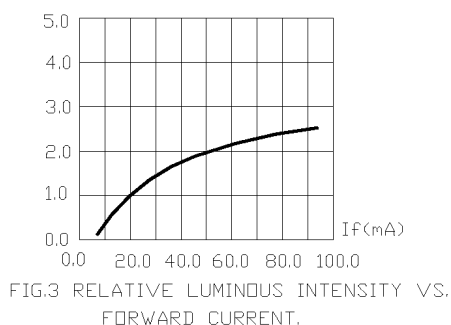


FIG.3 RELATIVE LUMINOUS INTENSITY VS. FORWARD CURRENT.

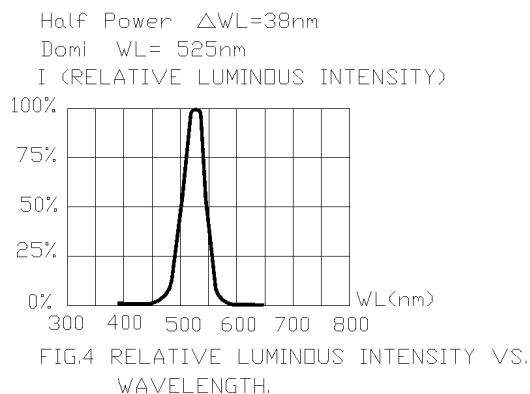


FIG.4 RELATIVE LUMINOUS INTENSITY VS. WAVELENGTH.

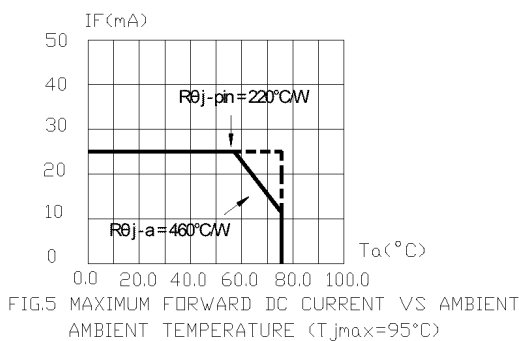


FIG.5 MAXIMUM FORWARD DC CURRENT VS AMBIENT TEMPERATURE ($T_{jmax}=95^{\circ}C$)

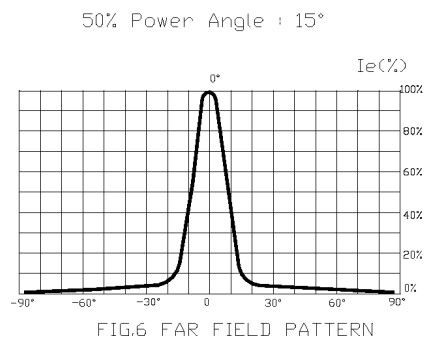


FIG.6 FAR FIELD PATTERN

1. Cathode PAD Area ($0.18 \times 0.18inch^2$)
2. Height above nominal seating plane in inches(0.3inch)