

LC503TBL1-30G-A

Features

5mm Package
High Optical Power
High Luminous Intensity
Water Clear Lens
All Plastic Mold Type

Applications

Outdoor Message Centers
VMS
Automotive Interior Lighting
Traffic Signals
Pedestrian Signals
Decorative Lighting



ATTENTION

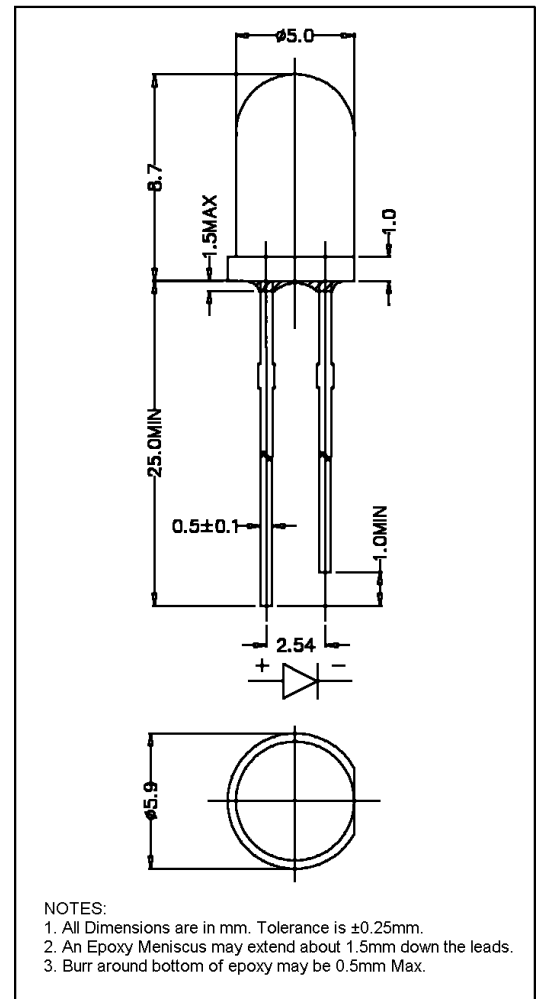
OBSERVE PRECAUTIONS
ELECTROSTATIC
SENSITIVE DEVICES

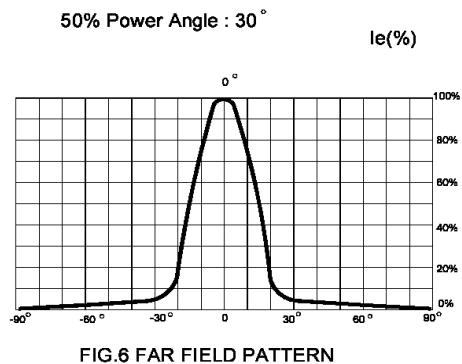
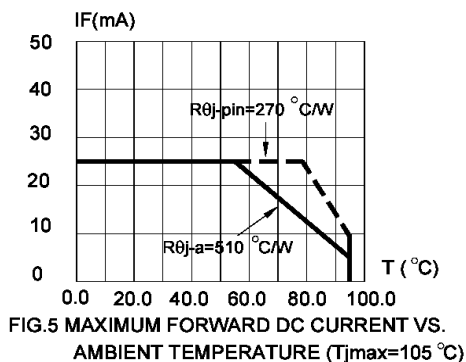
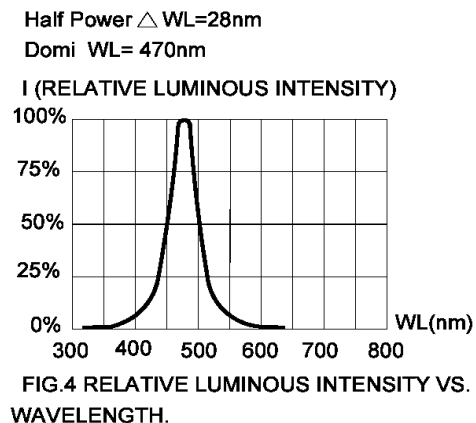
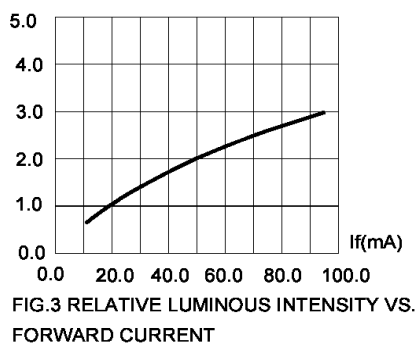
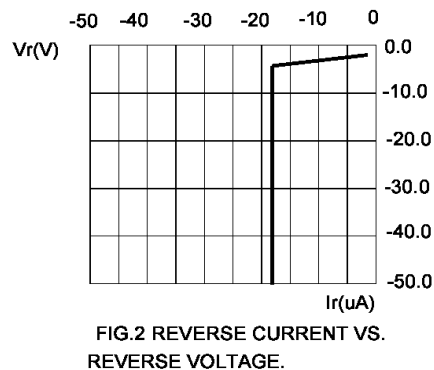
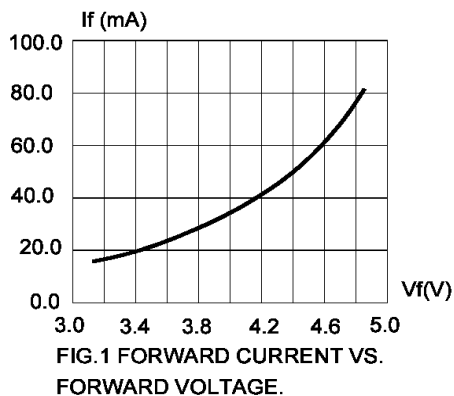
Maximum Ratings (Ta=25°C)

Characteristic	Symbol	Max.	Unit
Forward Current	I _F	25	mA
Reverse Voltage	V _R	5	V
Power Dissipation	P _D	100.00	mW
Operating Temperature	T _{opr}	-40 ~ +95	°C
Storage Temperature	T _{stg}	-40 ~ +100	°C
Soldering Temperature	T _{sol}	260	°C
Soldering Time	-	for 3 sec. max	-

Opto-Electrical Characteristics (Ta=25°C)

Characteristic	Symbol	Test Condition	Min	Typ	Max	Unit
Forward Voltage	V _F	I _F =20mA	-	3.40	4.00	V
Reverse Current	I _R	V _R =5V	-	-	100	μA
Luminous Intensity	I _v	I _F =20mA	1520.00	2100.00	-	mcd
Viewing Angle	2θ ^{1/2}	-	-	30°	-	deg.
Peak Wavelength	λ _p	I _F =20mA	-	465	-	nm
Dominant Wavelength	λ _d	I _F =20mA	-	470	-	nm
Spectral Line Half Width	Δλ	I _F =20mA	-	28	-	nm





1. Cathode PAD Area (0.18 X 0.18inch²)
2. Height above nominal seating plane in inches(0.3inch)