



Micro Commercial Components
21201 Itasca Street Chatsworth
CA 91311
Phone: (818) 701-4933
Fax: (818) 701-4939

**1S20
THRU
1SA0**

Features

- Plastic package has Underwriters Laboratory Flammability Classification 94V-0
- Low power loss, high efficiency
- High current capability, Low forward voltage drop
- High surge capability
- Metal silicon junction, majority carrier conduction

Maximum Ratings

- Operating Temperature: -55°C to +125°C
- Storage Temperature: -55°C to +150°C
- Maximum Thermal Resistance: 50°C/W Junction to Lead

MCC Part Number	Maximum Recurrent Peak Reverse Voltage	Maximum RMS Voltage	Maximum DC Blocking Voltage
1S20	20V	14V	20V
1S30	30V	21V	30V
1S40	40V	28V	40V
1S50	50V	35V	50V
1S60	60V	42V	60V
1S80	80V	56V	80V
1SA0	100V	70V	100V

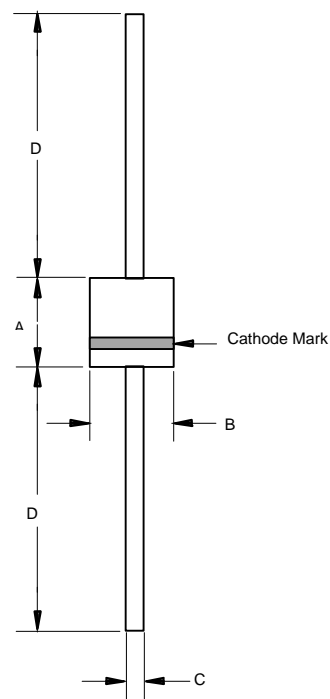
Electrical Characteristics @ 25°C Unless Otherwise Specified

Average Forward Current	$I_{F(AV)}$	1.0 A	$T_C = 75^\circ\text{C}$
Peak Forward Surge Current	I_{FSM}	35A	8.3ms, half sine
Maximum Instantaneous Forward Voltage 1S20-1S40 1S50-1S60 1S80-1SA0	V_F	0.55V 0.70V 0.85V	$I_{FM} = 1.0\text{A};$ $T_C = 25^\circ\text{C}$
Maximum DC Reverse Current At Rated DC Blocking Voltage	I_R	0.5mA 10mA	$T_C = 25^\circ\text{C}$ $T_C = 100^\circ\text{C}$
Typical Junction Capacitance	C_J	110pF	Measured at 1.0MHz, $V_R=4.0\text{V}$

Pulse Test: Pulse width 300 usec, Duty cycle 1%.

**1.0 Amp Schottky
Barrier Rectifier
20 to 100 Volts**

R-1



DIM	INCHES		MM		NOTE
	MIN	MAX	MIN	MAX	
A	0.116	0.140	2.90	3.50	
B	0.091	0.102	2.30	2.60	
C	0.020	0.024	0.50	0.60	
D	0.787	-----	20.00	-----	

1S20 thru 1SA0



Figure 1
Typical Forward Characteristics @ $T_J = 25^\circ\text{C}$

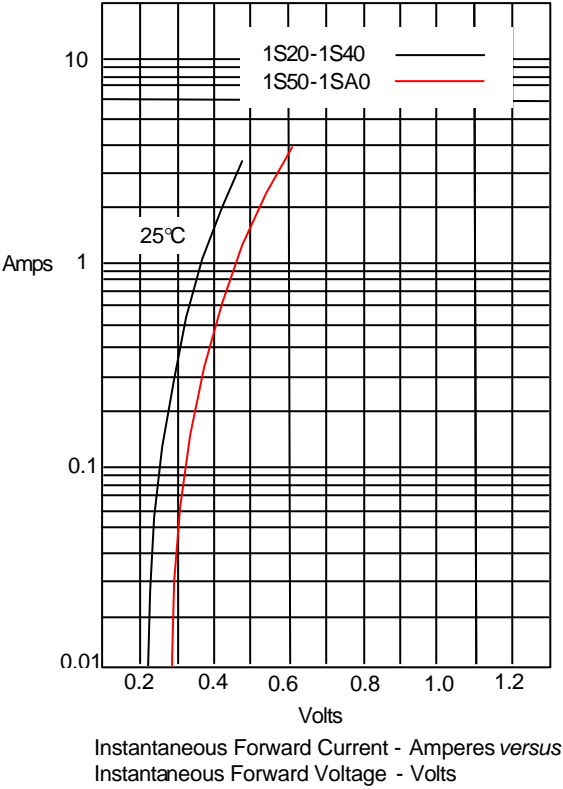


Figure 2
Typical Forward Characteristics @ $T_J = 125^\circ\text{C}$

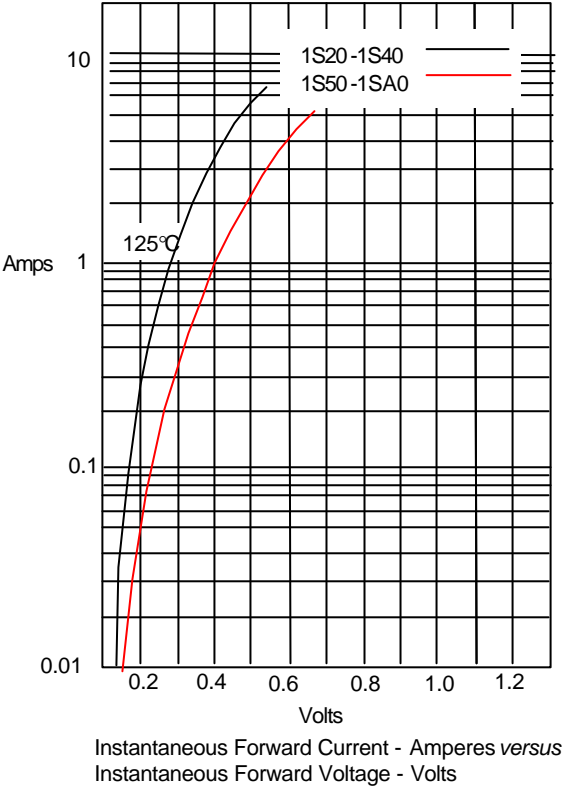
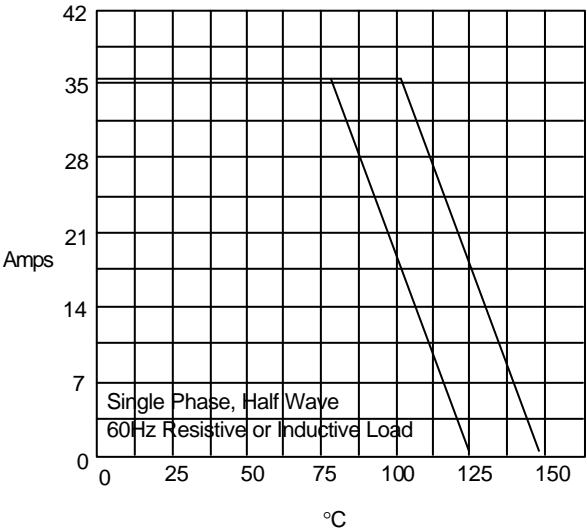
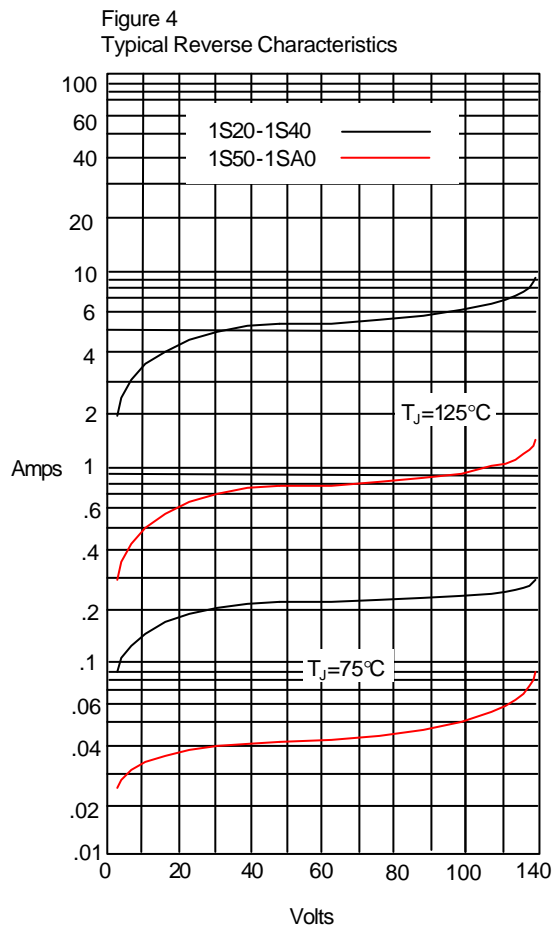


Figure 3
Forward Derating Curve

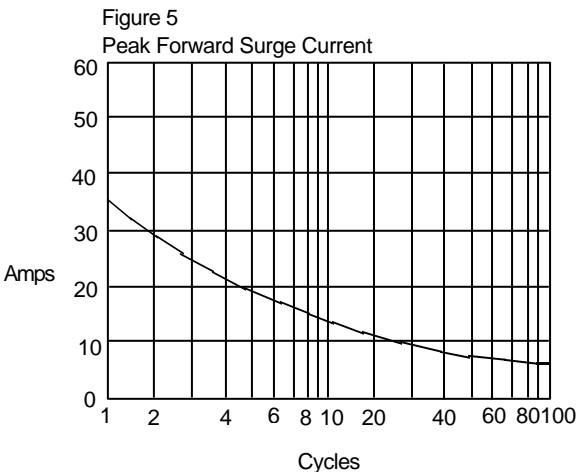


Average Forward Rectified Current Per Leg - Amperes *versus* Case Temperature - $^\circ\text{C}$

1S20 thru 1SA0



Instantaneous Reverse Leakage Current - Amperes versus
Percent Of Rated Peak Reverse Voltage - Volts



Peak Forward Surge Current - Amperes versus
Number Of Cycles At 60Hz - Cycles