



Micro Commercial Components
21201 Itasca Street Chatsworth
CA 91311
Phone: (818) 701-4933
Fax: (818) 701-4939

SR202 THRU SR206

Features

- Schottky Barrier Rectifier
- Guard Ring Protection
- Low Forward Voltage
- Reverse Energy Tested
- High Current Capability
- Extremely Low Thermal Resistance

Maximum Ratings

- Operating Temperature: -50°C to +125°C
- Storage Temperature: -50°C to +125°C
- Maximum Thermal Resistance; 30°C/W Junction To Lead

MST catalog Number	Device Marking	Maximum Recurrent Peak Reverse Voltage	Maximum RMS Voltage	Maximum DC Blocking Voltage
SR202	SR202	20V	14V	20V
SR203	SR203	30V	21V	30V
SR204	SR204	40V	28V	40V
SR206	SR206	60V	42V	60V

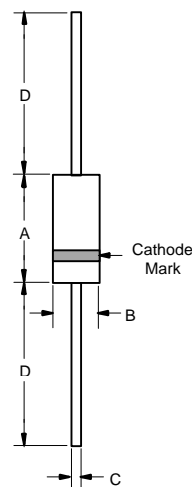
Electrical Characteristics @ 25°C Unless Otherwise Specified

Average forward current	$I_{F(AV)}$	2A	Square wave
Maximum surge current	I_{FSM}	50A	8.3ms, half sine, $T_J = 150^\circ\text{C}$
Max peak forward voltage SR202-SR204 SR206	V_{FM}	.55V .70V	$I_{FM} = 2.0\text{A}; T_J = 25^\circ\text{C}^*$
Max peak reverse current	I_{RM}	1.0 mA	$V_{RRM}, T_J = 25^\circ\text{C}$
Typical junction capacitance	C_J	50pF	$V_R = 5.0\text{V}, T_J = 25^\circ\text{C}$

*Pulse test: Pulse width 300 μsec , Duty cycle 2%

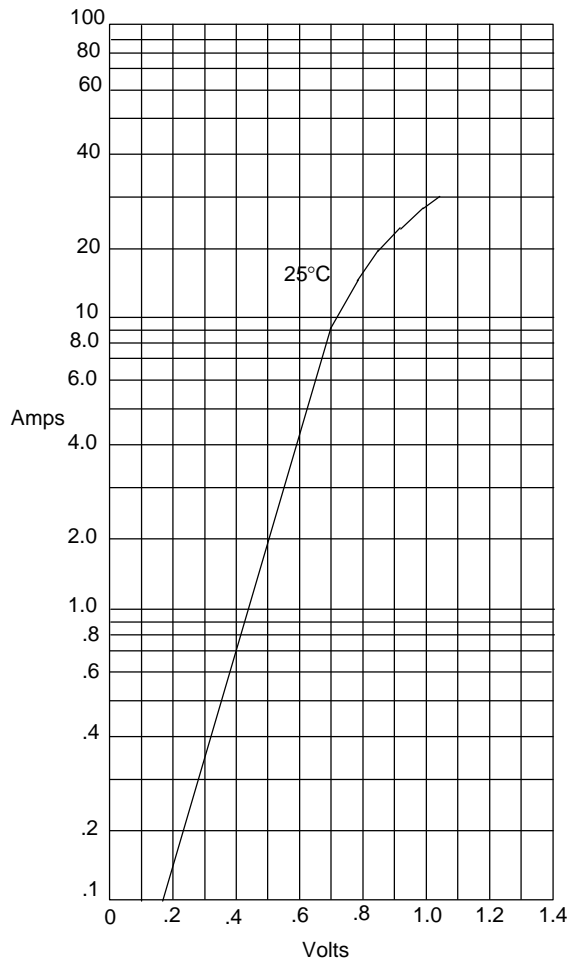
2 Amp Schottky Barrier Rectifier 20 - 60 Volts

DO-41



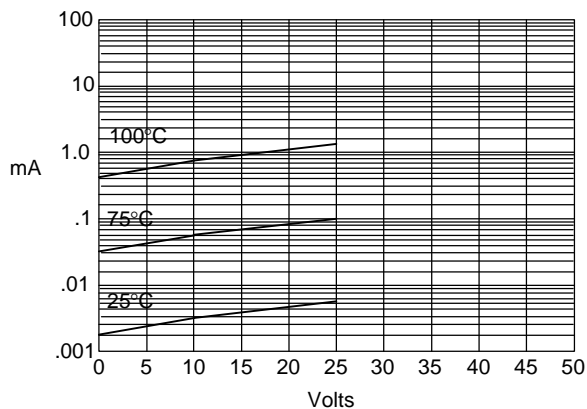
DIM	INCHES		MM		NOTE
	MIN	MAX	MIN	MAX	
A	.166	.205	4.10	5.20	
B	.080	.107	2.00	2.70	
C	.028	.034	.70	.90	
D	1.000	---	25.40	---	

Figure 1
Typical Forward Characteristics



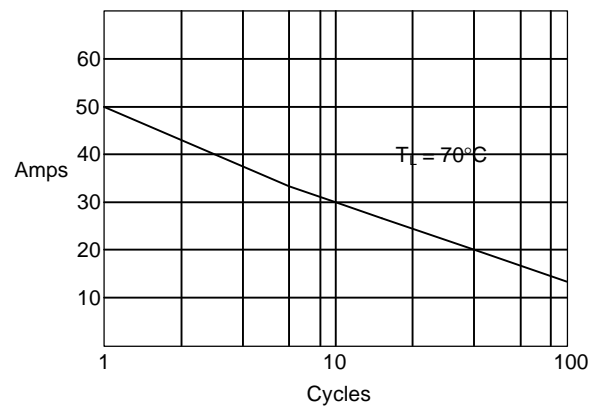
Instantaneous Forward Current - Amperes versus
Instantaneous Forward Voltage - Volts

Figure 2
Typical Reverse Characteristics



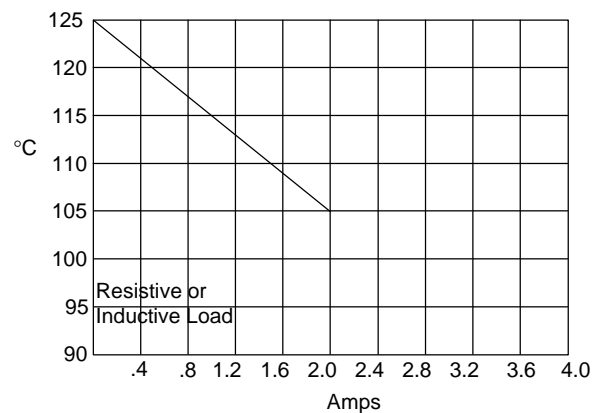
Typical Reverse Current - mA versus
Reverse Voltage - Volts

Figure 3
Maximum Nonrepetitive Surge Current



Peak Forward Current - Amperes versus
Number of Cycles at 60Hz

Figure 4
Forward Current Derating



Maximum Allowable Case Temperature °C versus
Average Forward Current - Amperes