

# ULTRA-BROADBAND DROP-IN REMOVABLE CONNECTORS

## SPST DIODE SWITCH

0.5–18.0 GHz


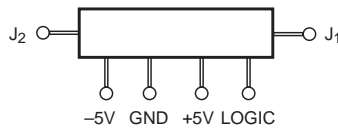
REFLECTIVE

## MODEL SWM-1100

### GENERAL INFORMATION

The Model SWM-1100 SPST PIN Diode switch operates over the full frequency range 0.5–18.0 GHz in a single unit. KDI/Triangle has integrated microstrip soft substrate with thick film hybrid drivers, which are designed and fabricated “in-house”.

The housing is epoxy sealed to meet the gross leak requirements of MIL-STD-883. SMA connectors are removable.



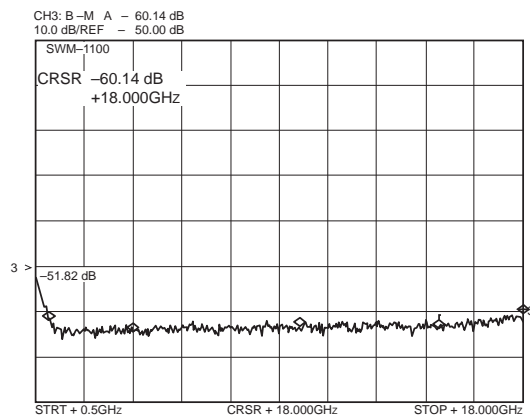
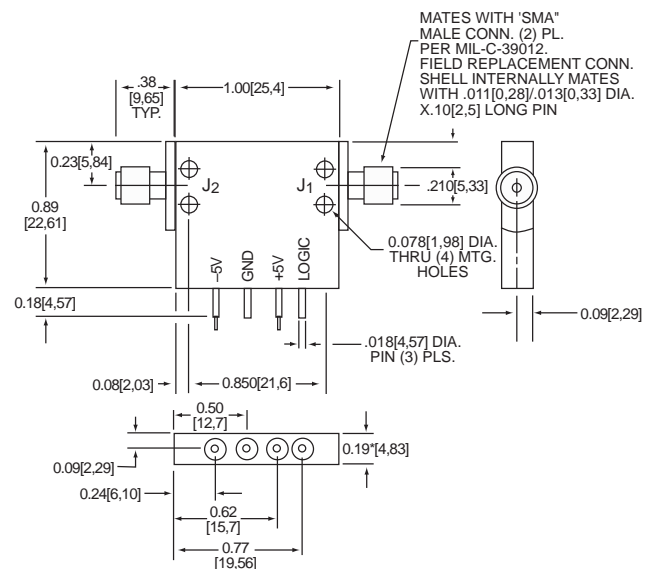
**New!** Absorptive Model SWM-1100A available (consult factory)

### GENERAL SPECIFICATIONS

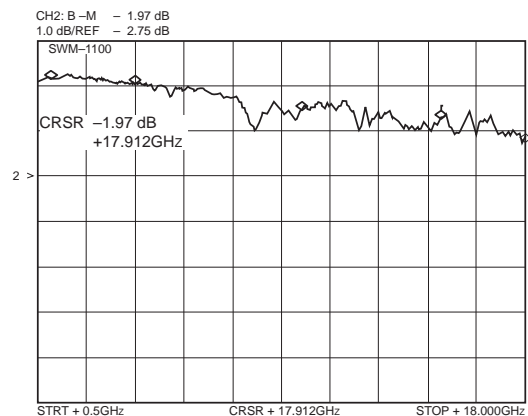
<b>Frequency Range:</b>	0.5–18 GHz
<b>DC Requirements:</b>	±5V DC at ±75 mA
<b>Logic:</b>	TTL Compatible, Logic “0” enables thru path
<b>Temperature:</b>	–55° to 85°C, operating –65° to +125°C, storage
<b>Switching Speed:</b>	100 nsec. maximum 50%T <sup>2</sup> L to 90% RF / 10% RF Rise/Fall time= 50 nsec. maximum
<b>VSWR:</b>	2:1 maximum (on only)
<b>RF Power:</b>	+20dB maximum.
<b>SMA Connectors:</b>	Removable

### ELECTRICAL PERFORMANCE

Frequency (GHz)	Isolation dB (minimum.)	Insertion Loss dB (maximum)
0.5–4.0	50	1.5
4.0–10	60	2.0
10–15	55	2.75
15–18	50	2.75



ISOLATION



INSERTION LOSS

KEY: Inches[Millimeters] .XX ±.03 .XXX ±.010 [.X ±0.8 .XX ±0.25]



**KDI INTEGRATED PRODUCTS**

60 South Jefferson Road, Whippany, NJ 07981

Tel: 973-887-8100 • Fax: 973-884-0445

email: sales@mcekd-integrated.com

See us on the web @ [www.mcekd-integrated.com](http://www.mcekd-integrated.com)

