



**Microsemi Corp.**

*The diode experts*

SCOTTSDALE, AZ

For more information call:  
(602) 941-6300

**1N5221  
thru  
1N5281  
DO-7**

## FEATURES

- 2.4 THRU 200 VOLTS
- COMPACT PACKAGE

## MAXIMUM RATINGS

Operating and Storage Temperature:  $-65^{\circ}\text{C}$  to  $+200^{\circ}\text{C}$

DC Power Dissipation: 500 mW

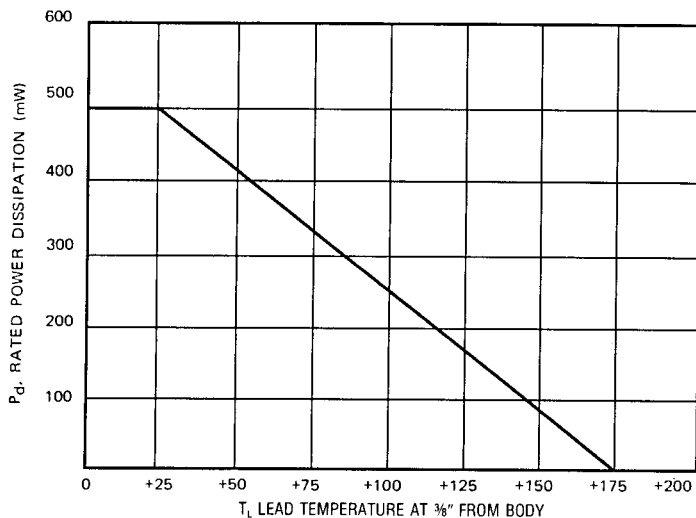
Power Derating: 3.33 mW/ $^{\circ}\text{C}$  above  $25^{\circ}\text{C}$

Forward Voltage @ 200 mA: 1.1 Volts

## ELECTRICAL CHARACTERISTICS

See following page for table of parameter values. (Fig. 3)

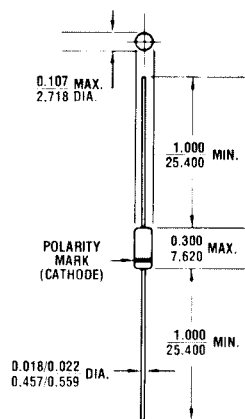
Table as shown on following page (Fig. 3) lists JEDEC type numbers, which indicate a tolerance of  $\pm 20\%$  with guaranteed limits on only  $V_Z$ ,  $I_r$ , and  $V_f$ . Devices with guaranteed limits on all six parameters are indicated by suffix A for  $\pm 10\%$  tolerance and suffix B for  $\pm 5\%$  tolerance. Also available with suffix C or D which indicates 2% and 1% tolerance respectively.



**FIGURE 2**

POWER DERATING CURVE

**SILICON  
500 mW  
ZENER DIODES**



**FIGURE 1**

All dimensions in  
 $\frac{\text{INCH}}{\text{m.m.}}$

## MECHANICAL CHARACTERISTICS

CASE: Hermetically sealed glass case, DO-7.

FINISH: All external surfaces are corrosion resistant and leads solderable.

THERMAL RESISTANCE:  $300^{\circ}\text{C}/\text{W}$  (Typical) junction to lead at 0.375-inches from body.

POLARITY: Diode to be operated with the banded end positive with respect to the opposite end.

# 1N5221 thru 1N5281 DO-7

\*ELECTRICAL CHARACTERISTICS @ 25°C

JEDEC Type No. Note 1	Nominal Zener Voltage $V_Z$ @ $I_{ZT}$ Volts	Test Current $I_{ZT}$ mA	Max Zener Impedance A & B Suffix Only Note 2		Max Reverse Leakage Current				Max Zener Voltage Temp. Coeff. (A & B Suffix Only) $\alpha_{VZ}(\%/^{\circ}C)$ Note 3
					A, B, C & D Suffix Only		Non-Suffix		
			$Z_{1T}$ @ $I_{ZT}$ Ohms	$Z_{1K}$ @ $I_{ZK} = 0.25$ mA Ohms	$I_R$ $\mu A$	@ $V_R$ Volts	$I_R$ @ $V_R$ Used For Suffix A $\mu A$		
						A	B, C & D		
1N5221	2.4	20	30	1200	100	0.95	1.0	200	-0.085
1N5222	2.5	20	30	1250	100	0.95	1.0	200	-0.085
1N5223	2.7	20	30	1300	75	0.95	1.0	150	-0.080
1N5224	2.8	20	30	1400	75	0.95	1.0	150	-0.080
1N5225	3.0	20	29	1600	50	0.95	1.0	100	-0.075
1N5226	3.3	20	28	1600	25	0.95	1.0	100	-0.070
1N5227	3.6	20	24	1700	15	0.95	1.0	100	-0.065
1N5228	3.9	20	23	1900	10	0.95	1.0	75	-0.060
1N5229	4.3	20	22	2000	5.0	0.95	1.0	50	$\pm 0.055$
1N5230	4.7	20	19	1900	5.0	1.9	2.0	50	$\pm 0.030$
1N5231	5.1	20	17	1600	5.0	1.9	2.0	50	$\pm 0.030$
1N5232	5.6	20	11	1600	5.0	2.9	3.0	50	$\pm 0.038$
1N5233	6.0	20	7.0	1600	5.0	3.3	3.5	50	$\pm 0.038$
1N5234	6.2	20	7.0	1000	5.0	3.8	4.0	50	$\pm 0.045$
1N5235	6.8	20	5.0	750	3.0	4.8	5.0	30	$\pm 0.050$
1N5236	7.5	20	6.0	500	3.0	5.7	6.0	30	$\pm 0.058$
1N5237	8.2	20	8.0	500	3.0	6.2	6.5	30	$\pm 0.062$
1N5238	8.7	20	8.0	600	3.0	6.2	6.5	30	$\pm 0.065$
1N5239	9.1	20	10	600	3.0	6.7	7.0	30	$\pm 0.068$
1N5240	10	20	17	600	3.0	7.6	8.0	30	$\pm 0.075$
1N5241	11	20	22	600	2.0	8.0	8.4	30	$\pm 0.076$
1N5242	12	20	30	600	1.0	8.7	9.1	10	$\pm 0.077$
1N5243	13	9.5	13	600	0.5	9.4	9.9	10	$\pm 0.079$
1N5244	14	9.0	15	600	0.1	9.5	10	10	$\pm 0.082$
1N5245	15	8.5	16	600	0.1	10.5	11	10	$\pm 0.082$
1N5246	16	7.8	17	600	0.1	11.4	12	10	$\pm 0.083$
1N5247	17	7.4	19	600	0.1	12.4	13	10	$\pm 0.084$
1N5248	18	7.0	21	600	0.1	13.3	14	10	$\pm 0.085$
1N5249	19	6.6	23	600	0.1	13.3	14	10	$\pm 0.086$
1N5250	20	6.2	25	600	0.1	14.3	15	10	$\pm 0.086$
1N5251	22	5.6	29	600	0.1	16.2	17	10	$\pm 0.087$
1N5252	24	5.2	33	600	0.1	17.1	18	10	$\pm 0.088$
1N5253	25	5.0	35	600	0.1	18.1	19	10	$\pm 0.089$
1N5254	27	4.6	41	600	0.1	20	21	10	$\pm 0.090$
1N5255	28	4.5	44	600	0.1	20	21	10	$\pm 0.091$
1N5256	30	4.2	49	600	0.1	22	23	10	$\pm 0.091$
1N5257	33	3.8	58	700	0.1	24	25	10	$\pm 0.092$
1N5258	36	3.4	70	700	0.1	26	27	10	$\pm 0.093$
1N5259	39	3.2	80	800	0.1	29	30	10	$\pm 0.094$
1N5260	43	3.0	93	900	0.1	31	33	10	$\pm 0.095$
1N5261	47	2.7	105	1000	0.1	34	36	10	$\pm 0.095$
1N5262	51	2.5	125	1100	0.1	37	39	10	$\pm 0.096$
1N5263	56	2.2	150	1300	0.1	41	43	10	$\pm 0.096$
1N5264	60	2.1	170	1400	0.1	44	46	10	$\pm 0.097$
1N5265	62	2.0	185	1400	0.1	45	47	10	$\pm 0.097$
1N5266	68	1.8	230	1600	0.1	49	52	10	$\pm 0.097$
1N5267	75	1.7	270	1700	0.1	53	56	10	$\pm 0.098$
1N5268	82	1.5	330	2000	0.1	59	62	10	$\pm 0.098$
1N5269	87	1.4	370	2200	0.1	65	68	10	$\pm 0.099$
1N5270	91	1.4	400	2300	0.1	66	69	10	$\pm 0.099$
1N5271	100	1.3	500	2600	0.1	72	76	10	$\pm 0.110$
1N5272	110	1.1	750	3000	0.1	80	84	10	$\pm 0.110$
1N5273	120	1.0	900	4000	0.1	86	91	10	$\pm 0.110$
1N5274	130	0.95	1100	4500	0.1	94	99	10	$\pm 0.110$
1N5275	140	0.90	1300	4500	0.1	101	106	10	$\pm 0.110$
1N5276	150	0.85	1500	5000	0.1	108	114	10	$\pm 0.110$
1N5277	160	0.80	1700	5500	0.1	116	122	10	$\pm 0.110$
1N5278	170	0.74	1900	5500	0.1	123	129	10	$\pm 0.110$
1N5279	180	0.68	2200	6000	0.1	130	137	10	$\pm 0.110$
1N5280	190	0.66	2400	6500	0.1	137	144	10	$\pm 0.110$
1N5281	200	0.65	2500	7000	0.1	144	152	10	$\pm 0.110$

FIGURE 3

\*JEDEC registered data

**NOTE 1** The electrical characteristics are measured after allowing the device to stabilize for 20 seconds when mounted with a  $\frac{1}{8}$ " minimum lead length from the case.

**NOTE 2** The zener impedance is derived from the 60 HZ ac voltage, which results when an ac current having an r.m.s. value equal to 10% of the DC zener current ( $I_{ZT}$  or  $I_{ZK}$ ) is superimposed on  $I_{ZT}$  or  $I_{ZK}$ . Zener impedance is measured at two points to insure a sharp knee on the breakdown curve, thereby eliminating unstable units.

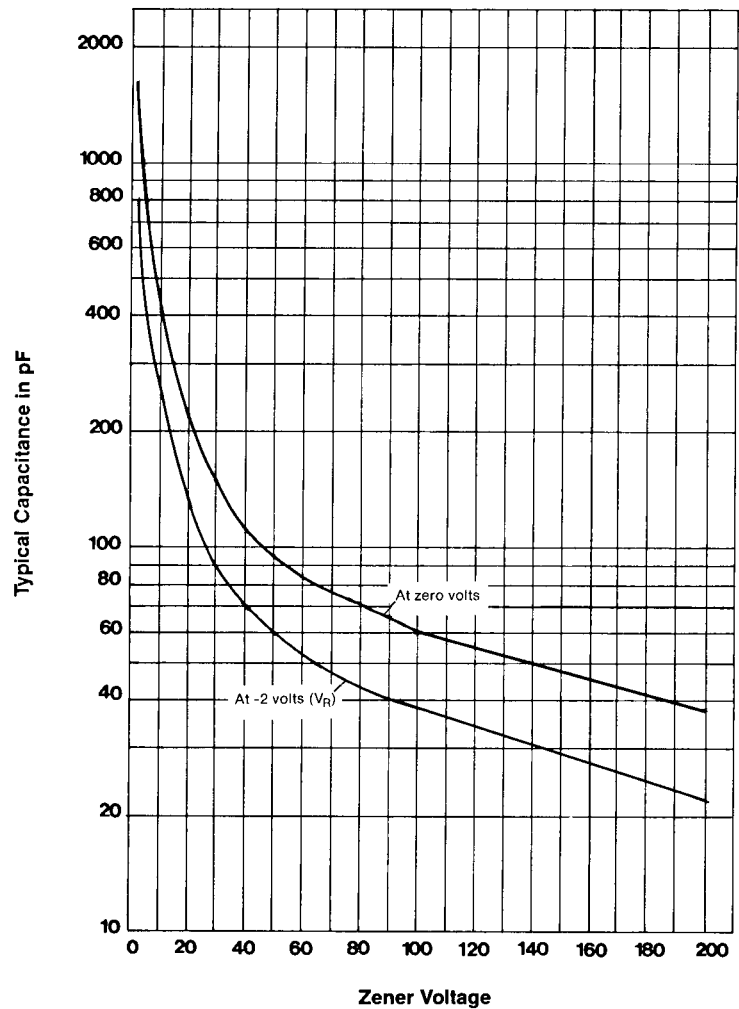
**NOTE 3** Temperature coefficient ( $\alpha_{VZ}$ ).

Test conditions for temperature coefficient are as follows:

- $I_{ZT} = 7.5$  mA,  $T_1 = 25^\circ C$ ,  
 $T_2 = 125^\circ C$  (1N5221A, B thru 1N5242A, B.)
- $I_{ZT} = \text{Rated } I_{ZT}$ ,  $T_1 = 25^\circ C$ ,  
 $T_2 = 125^\circ C$  (1N5243A, B thru 1N5281A, B.)

Device to be temperature stabilized with current applied prior to reading breakdown voltage at the specified ambient temperature.

**1N5221 thru 1N5281 DO-7**



**FIGURE 4**  
CAPACITANCE VS. ZENER VOLTAGE  
(TYPICAL)