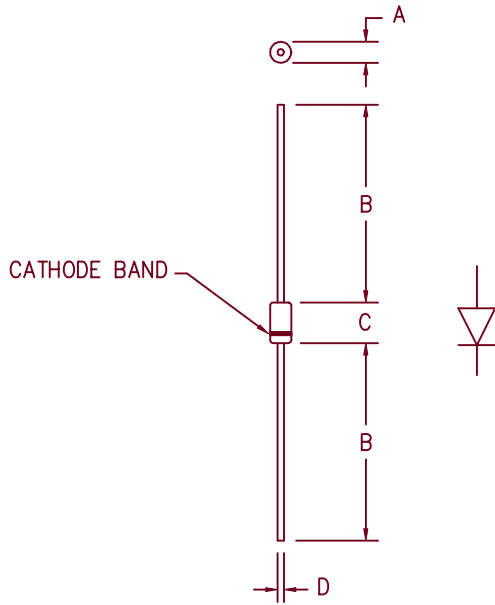


1 Amp Schottky Rectifier 1N5817G, 1N5818G, 1N5819G



Dim.	Inches		Millimeter		Notes
	Minimum	Maximum	Minimum	Maximum	
A	.081	.107	2.057	2.718	Dia.
B	1.10	---	27.94	---	
C	.160	.205	4.064	5.207	
D	.028	.034	.711	.864	Dia.

GLASS HERMETIC D041

Microsemi Catalog Number	Working Peak Reverse Voltage	Repetitive Peak Reverse Voltage	<ul style="list-style-type: none"> • Schottky Barrier Rectifier • Guard Ring Protection • Low Forward Voltage • High Reliability • High Current Capability
1N5817G	20V	20V	
1N5818G	30V	30V	
1N5819G	40V	40V	

Electrical Characteristics					
		5817G	5818G	5819G	
Average forward current	I _{F(AV)}	1A	1A	1A	R _{θJL} = 15°C/W, L = 1/4" 8.3ms, half sine, T _J = 150°C I _{FM} = 0.1A: T _J = 25°C* I _{FM} = 1.0A: T _J = 25°C* I _{FM} = 3.0A: T _J = 25°C* V _{RRM} , T _J = 25°C V _R = 5.0V, T _J = 25°C
Ambient Temperature		135°C	130°C	130°C	
Maximum surge current	I _{FSM}	50A	50A	50A	
Max peak forward voltage	V _{FM}	.36V	.39V	.39V	
Max peak forward voltage	V _{FM}	.45V	.55V	.55V	
Max peak forward voltage	V _{FM}	.65V	.85V	.85V	
Max peak forward voltage	I _{RM}	1mA	1mA	1mA	
Max peak reverse current	C _J	105pF	50pF	50pF	
Typical junction capacitance					

*Pulse test: Pulse width 300 μsec, Duty cycle 2%

Thermal and Mechanical Characteristics		
Storage temperature range	T _{STG}	-65°C to 150°C
Operating junction temp range	T _J	-65°C to 150°C
Maximum thermal resistance	L = 1/4" R _{θJL}	15°C/W
Weight		.012 ounces (0.38 grams) typical

2-7-00 Rev. 1

1N5818G & 1N5819G

Figure 1
Typical Forward Characteristics

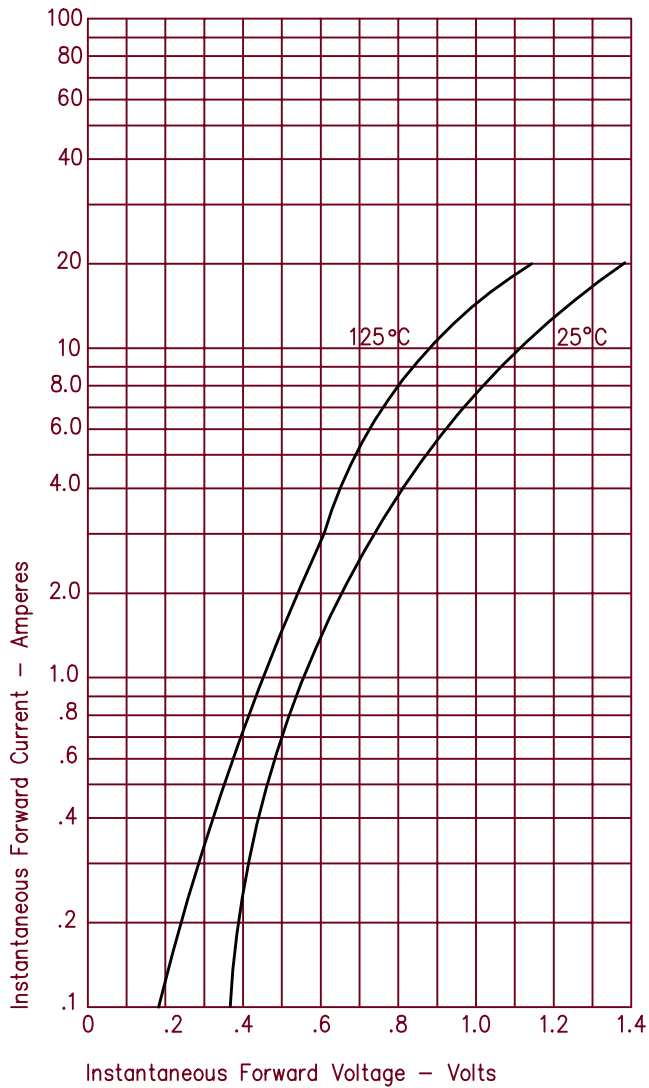


Figure 3
Typical Junction Capacitance

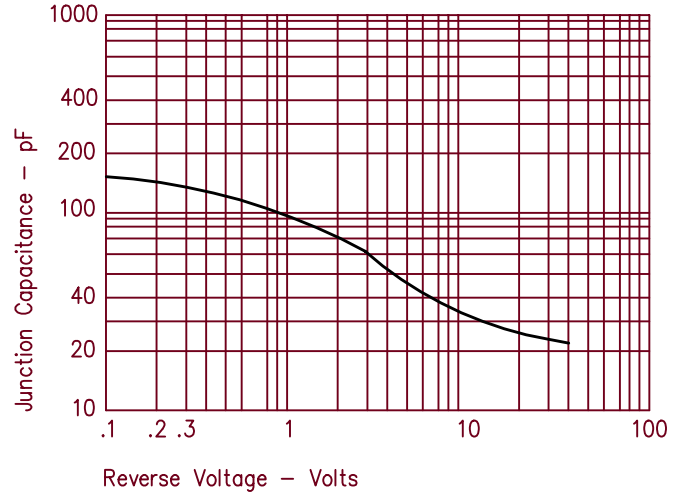
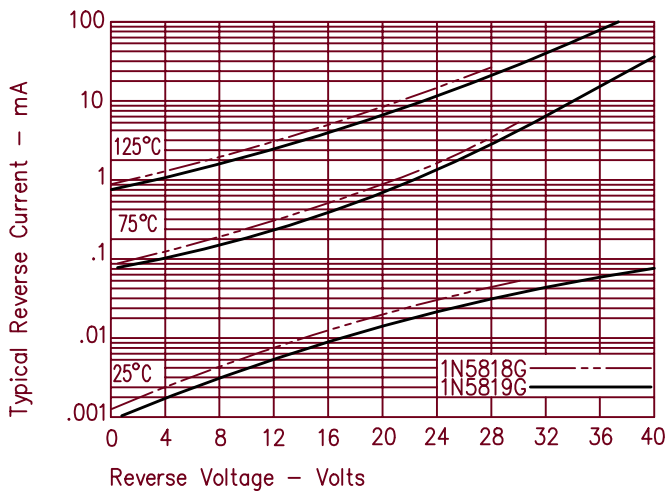


Figure 2
Typical Reverse Characteristics



1N5817G

Figure 1
Typical Forward Characteristics

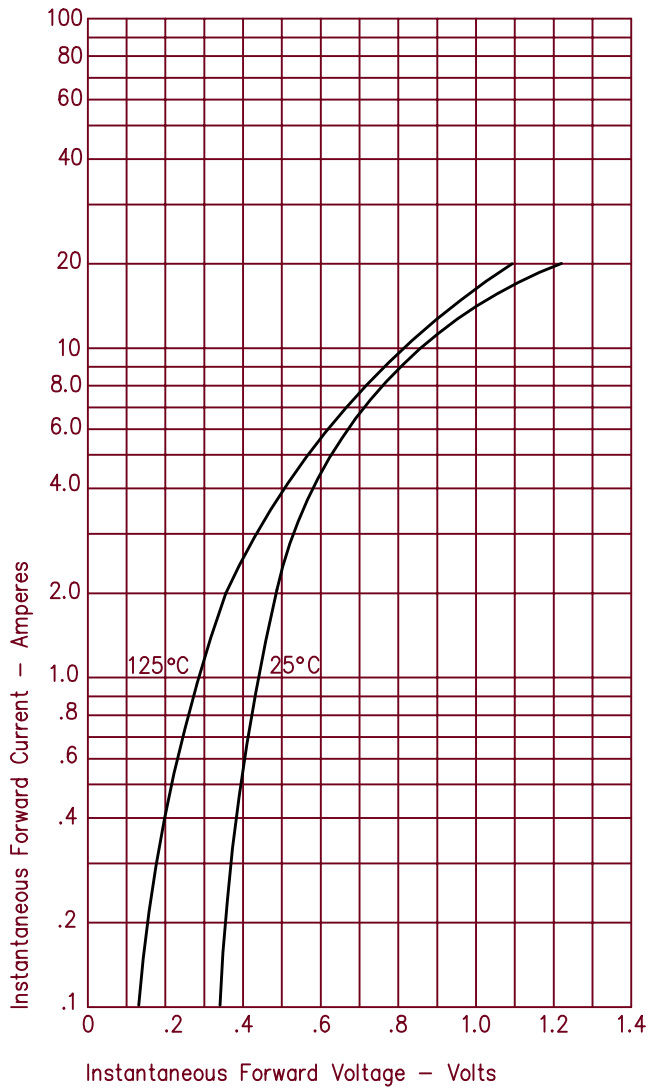


Figure 3
Typical Junction Capacitance

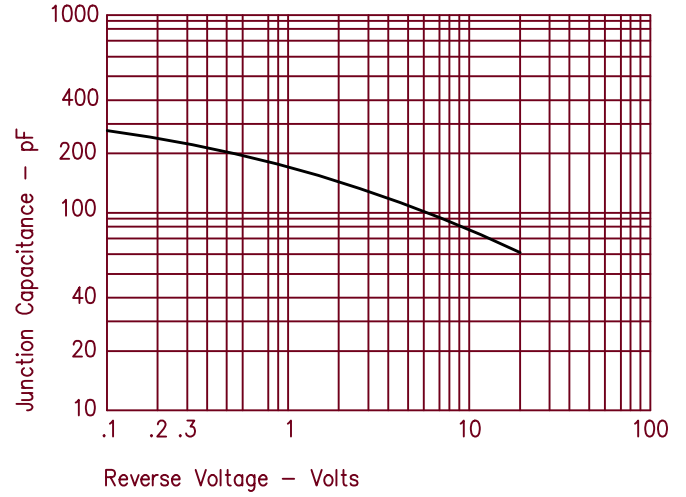


Figure 2
Typical Reverse Characteristics

