

Microsemi Corp.
The diode experts

SANTA ANA, CA

For more information call:
(714) 979-8220

ALSO
AVAILABLE IN
SURFACE
MOUNT

**IN6461 thru
IN6468 and
IN6469 thru
IN6476**

FEATURES

- HIGH SURGE CAPACITY PROVIDES TRANSIENT PROTECTION FOR MOST CRITICAL CIRCUITS.
- TRIPLE LAYER PASSIVATION.
- SUBMINIATURE.
- METALLURGICALLY BONDED.
- VOIDLESS HERMETICALLY SEALED GLASS PACKAGE.
- DYNAMIC IMPEDANCE AND REVERSE LEAKAGE LOWEST AVAILABLE.
- JAN/TX/TXV TYPES AVAILABLE PER MIL-S-19500/551, 552.

MAXIMUM RATINGS

Operating Temperature: -65°C to +175°C.

Storage Temperature: -65°C to +200°C.

Surge Power 500W & 1500W

Power @ TA = 25°C (%) 2.5W 500W Type

Power @ TL = 50°C (%) 5.0W 1500W Type

ELECTRICAL CHARACTERISTICS

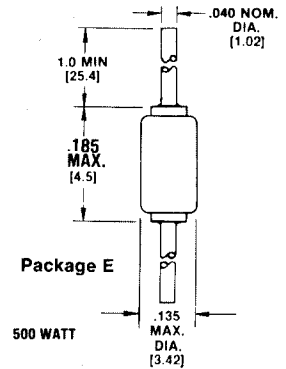
SERIES TYPE		BREAK DOWN VOLTAGE V _(BR) MIN.	TEST CURRENT I _T		WORKING PEAK VOLTAGE V _{WM}	MAX LEAKAGE CURRENT I ₀		MAX CLAMPING VOLTAGE V _C	MAX PEAK PULSE CURRENT I _{PP}		MAX. TEMP. COEF. OF V _(BR)
500W	1500W	Vdc	mAdc		Vdc	μAdc	μAdc	V(pk)	A(pk)	A(pk)	%/°C
IN6461	IN6469	5.6	25	50	5	3000	5000	9.0	56	167	0.04
IN6462	IN6470	6.5	20	50	6	2500	5000	11.0	46	137	0.04
IN6463	IN6471	13.0	5	10	12	500	1000	22.6	22	66	0.05
IN6464	IN6472	16.4	5	10	15	500	1000	26.5	19	57	0.06
IN6465	IN6473	27.0	2	5	24	50	100	41.4	12	36.5	.084
IN6466	IN6474	33.0	1	1	30.5	3	5	47.5	11	32	.093
IN6467	IN6475	43.7	1	1	40.3	2	5	63.5	8	24	.094
IN6468	IN6476	54.0	1	1	51.6	2	5	78.5	6	19	.096
NOTES		1	2	3	1	2	3	1	2	3	1

NOTE 1: Applies to both 500W and 1500W series.

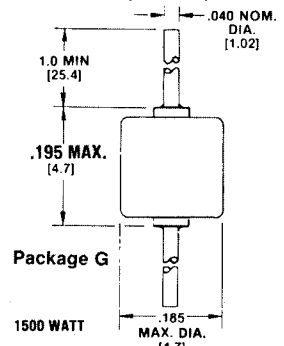
NOTE 2: Applies to only 500W series.

NOTE 3: Applies to only 1500W series.

TRANSIENT SUPPRESSORS



**FIGURE 1
(NOTE 2)**



**FIGURE 1A
(NOTE 3)**

MECHANICAL CHARACTERISTICS

CASE: Hermetically sealed glass case.

LEAD MATERIAL: Tinned copper or silver clad copper.

MARKING: Body painted, alpha numeric.

POLARITY: Cathode band.

1N6461 thru 1N6468 & 1N6469 thru 1N6476

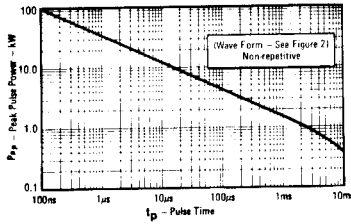


Figure 1. Pulse Time
1N6469 Series

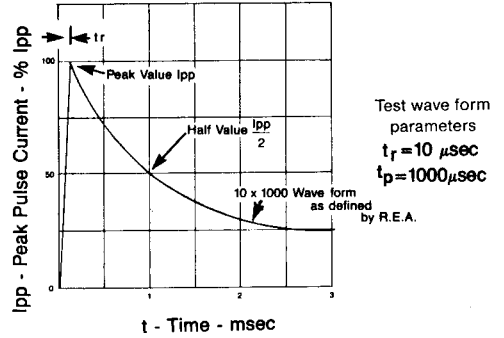


Figure 2. Current Impulse Waveform

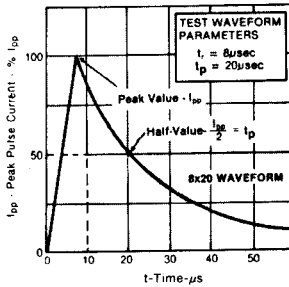


Figure 3. Current Impulse Waveform

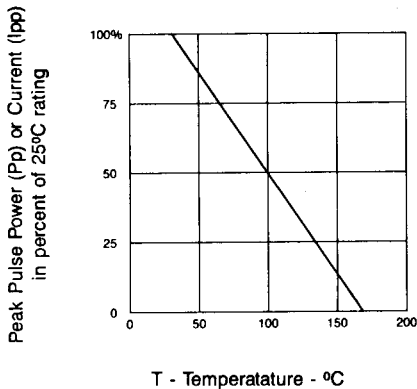


Figure 4. Derating Curve

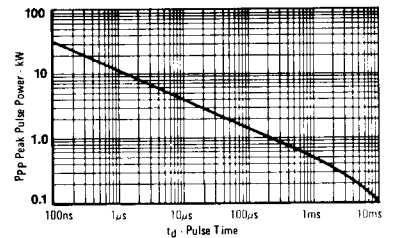


Figure 5. Pulse Waveform
1N6461 Series