

Microsemi Corp.
The diode experts



**1N3643 thru 1N3647
1N4254 thru 1N4257
1N5181 thru 1N5184**

SANTA ANA, CA

For more information call:
(714) 979-8220

FEATURES

- MICROMINIATURE PACKAGE
- VOIDLESS HERMETICALLY SEALED GLASS PACKAGE
- TRIPLE LAYER PASSIVATION
- METALLURGICALLY BONDED
- LOWEST REVERSE LEAKAGE AVAILABLE
- LOWEST THERMAL RESISTANCE AVAILABLE
- MAXIMUM BREAKDOWN VOLTAGE PER DIE
- ABSOLUTE HIGH VOLTAGE / HIGH TEMPERATURE STABILITY
- MEET OR EXCEED REQUIREMENTS OF MIL-S-19500/389 (IN 5181 — IN 5184).
- 1N3644 THRU 1N3647 JAN, JANTX TYPES AVAILABLE PER MIL-S-19500/279

MAXIMUM RATINGS

Operating Temperature: -65°C to +175°C

Storage Temperature: -65°C to +175°C

ELECTRICAL CHARACTERISTICS

TYPE	WORKING PEAK REVERSE VOLTAGE V _{RRM}	AVERAGE RECTIFIED CURRENT I _O		FORWARD VOLTAGE (MAX.) V _F (SEE NOTES)	REVERSE CURRENT (MAX.) I _R @ V _{RRM}				SURGE CURRENT (MAX.)
		mA			μA				
	VOLTS	55°C	100°C	VOLTS	25°C	55°C	125°C	175°C	AMPS
1N3643	1000	250	150	5.0(1)	5	—	—	—	14
JAN 1N3644	1500	250	150	5.0(1)	5	—	—	—	14
JAN 1N3645	2000	250	150	5.0(1)	5	—	—	—	14
JAN 1N3646	2500	250	150	5.0(1)	5	—	—	—	14
JAN 1N3647	3000	250	150	5.0(1)	5	—	—	—	14
1N4254	1500	250	150	3.5(2)	1	—	20	—	10
1N4255	2000	250	150	3.5(2)	1	—	20	—	10
1N4256	2500	250	150	3.5(2)	1	—	20	—	10
1N4257	3000	250	150	3.5(2)	1	—	20	—	10
1N5181	4000	100	60	10(2)	—	5	—	1000	4
1N5182	5000	100	60	10(2)	—	5	—	1000	4
1N5183	7500	100	60	10(2)	—	5	—	1000	4
1N5184	10,000	100	60	10(2)	—	5	—	1000	4

NOTE 1: V_F @ 250mA

NOTE 2: V_F @ 100mA

HIGH VOLTAGE RECTIFIERS

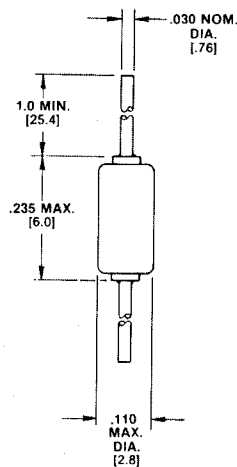


FIGURE 1
Package S

MECHANICAL CHARACTERISTICS

CASE: Hermetically sealed hard glass.

LEAD MATERIAL: Tinned copper.

MARKING: Body painted, alpha numeric.

POLARITY: Cathode band.

1N3643 thru 1N3647
1N4254 thru 1N4257
1N5181 thru 1N5184

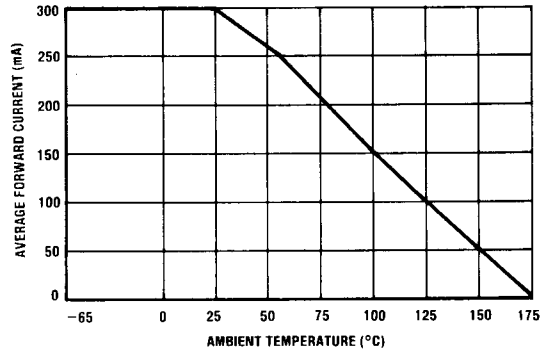


FIGURE 2
HVE/HVE 10-30/1N3643-47

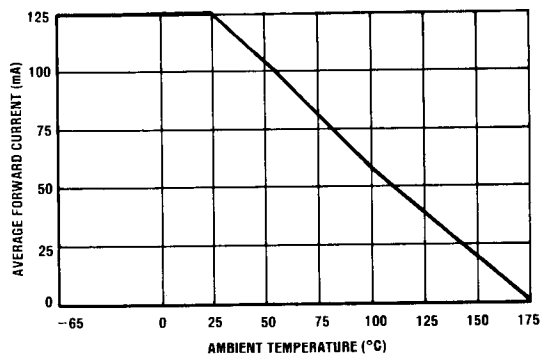


FIGURE 3
HVE/HVE 40-100/1N5181-84