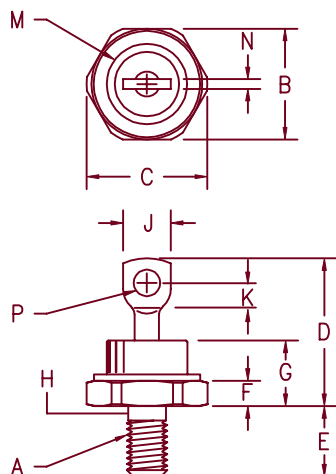


# Military Fast Recovery Rectifier

## 1N3909A — 1N3913A



- Notes:
1. 1/4-28 UNF3A threads
  2. Full threads within 2 1/2 threads
  3. Standard Polarity: Stud is Cathode

Dim.	Inches		Millimeter		Notes
	Minimum	Maximum	Minimum	Maximum	
A	---	---	---	---	
B	.669	.688	16.99	17.48	1
C	---	.794	---	20.16	
D	.750	1.000	19.05	25.40	
E	.422	.453	10.72	11.51	
F	.115	.200	2.92	5.08	
G	---	.450	---	11.43	
H	.220	.249	5.58	6.32	2
J	.250	.375	6.35	9.53	
K	.156	---	3.96	---	
M	---	.667	---	16.94	Dia.
N	.030	.080	.760	2.03	
P	.140	.175	3.56	4.45	Dia.

### DO203AB (D05)

Microsemi Catalog Number	Working Peak Reverse Voltage	Repetitive Peak Reverse Voltage
1N3909A*	50V	50V
1N3910A*	100V	100V
1N3911A*	200V	200V
1N3912A*	300V	300V
1N3913A*	400V	400V

\*Add the Suffix R for reverse polarity

- Fast Recovery Rectifier
- Available in JAN, JANTX, JANTXV
- Mil-PRF-19500/308A
- 150°C Junction Temperature
- 50 Amp current rating
- VRRM 50 to 400 Volts

### Electrical Characteristics

Average forward current	$I_F(AV)$ 50 Amps	$T_C = 100^\circ\text{C}$ , Square wave, $R_{\theta JC} = 0.8^\circ\text{C/W}$
Maximum surge current	$I_{FSM}$ 400 Amps	8.3 ms, half sine $T_C = 100^\circ\text{C}$
Max peak forward voltage	$V_{FM}$ 2.75 Volts	$I_{FM} = 400\text{A}$ ; $T_J = 25^\circ\text{C}$ (800 $\mu\text{s}$ pulse width)
Max peak forward voltage	$V_{FM}$ 1.40 Volts	$I_{FM} = 50\text{A}$ $T_J = 25^\circ\text{C}$ *
Max peak reverse current	$I_{RM}$ 6 mA	$V_{RRM}$ , $T_J = 150^\circ\text{C}$
Max peak reverse current	$I_{RM}$ 15 $\mu\text{A}$	$V_{RRM}$ , $T_J = 25^\circ\text{C}$
Max reverse recovery time	$t_{RR}$ 150 ns	$I_F = 1\text{A}$ dc, $V_R = 30\text{V}$ , $di/dt = 25\text{A}/\mu\text{s}$
Max junction capacitance	$C_J$ 150 pF	$V_R = 10\text{V}$ , $f = 1\text{MHz}$ , $T_J = 25^\circ\text{C}$

\*Pulse test: Pulse width 300  $\mu\text{sec}$ , Duty cycle 2%

### Thermal and Mechanical Characteristics

Storage temp range	$T_{STG}$	$-65^\circ\text{C}$ to $175^\circ\text{C}$
Operating junction temp range	$T_J$	$-65^\circ\text{C}$ to $150^\circ\text{C}$
Max thermal resistance	$R_{\theta JC}$	$0.8^\circ\text{C/W}$ Junction to case
Mounting torque		30 inch pounds maximum
Weight		.54 ounces (15.3 grams) typical

# MILITARY 1N3909A — 1N3913A

Figure 1  
Typical Forward Characteristics



Figure 3  
Typical Junction Capacitance

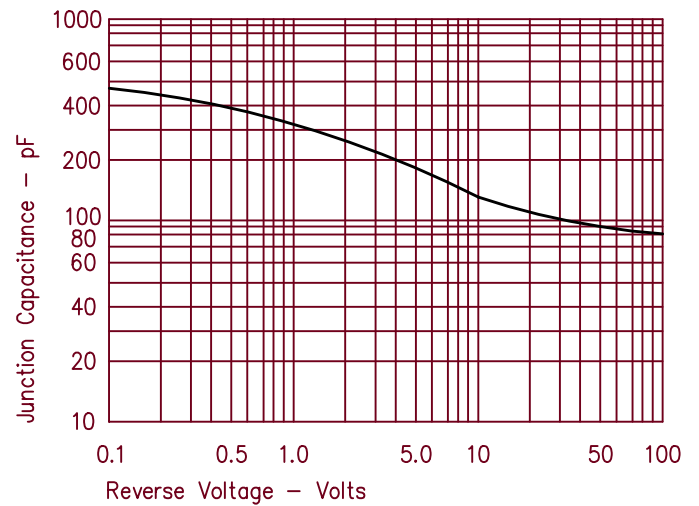


Figure 4  
Forward Current Derating

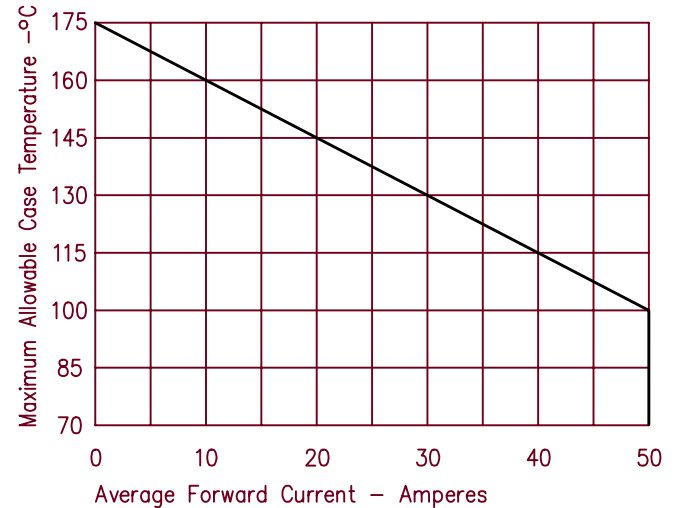


Figure 2  
Typical Reverse Characteristics

