

- 1N5822US AVAILABLE IN JAN, JANTX, JANTXV AND JANS PER MIL-PRF-19500/620
- 3 AMP SCHOTTKY BARRIER RECTIFIERS
- HERMETICALLY SEALED
- LEADLESS PACKAGE FOR SURFACE MOUNT
- METALLURGICALLY BONDED, DOUBLE PLUG CONSTRUCTION

1N5820US
thru
1N5822US

MAXIMUM RATINGS

Operating Temperature: -65°C to +125°C

Storage Temperature: -65°C to +150°C

Average Rectified Forward Current: 3.0 AMP, $T_{EC} = +55^{\circ}\text{C}$

Derating: 43 mA / °C above $T_{EC} = +55^{\circ}\text{C}$

ELECTRICAL CHARACTERISTICS @ 25°C, unless otherwise specified.

CDI TYPE NUMBER	WORKING PEAK REVERSE VOLTAGE	MAXIMUM FORWARD VOLTAGE			MAXIMUM REVERSE LEAKAGE CURRENT AT RATED VOLTAGE	
	V_{RWM}	$V_F @ 1.0A$	$V_F @ 3.0A$	$V_F @ 9.4A$	$I_R @ 25^{\circ}\text{C}$	$I_R @ 100^{\circ}\text{C}$
	VOLTS	VOLTS	VOLTS	VOLTS	mA	mA
1N5820US	20	0.40	0.50	0.70	0.10	12.5
1N5821US	30	0.40	0.50	0.70	0.10	12.5
1N5822US	40	0.40	0.50	0.70	0.10	12.5
J,JX, JV & JS 5822US	40	0.40	0.50	0.70	0.10	12.5

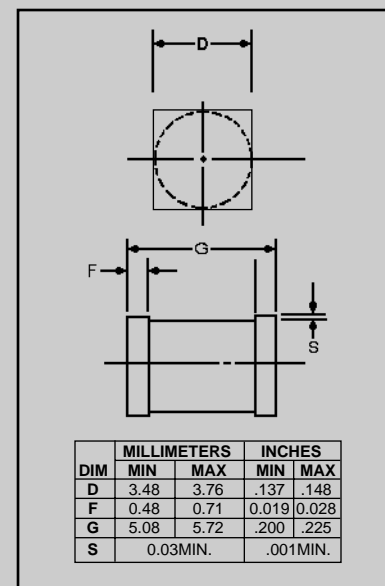


FIGURE 1

DESIGN DATA

CASE: D-5B, Hermetically sealed glass case, PER MIL-PRF 19500/620

LEAD FINISH: Tin / Lead

THERMAL RESISTANCE: ($R_{\theta JC}$): 10 $^{\circ}\text{C/W}$ maximum at $L = 0$ inch

THERMAL IMPEDANCE: ($Z_{\theta JX}$): 3 $^{\circ}\text{C/W}$ maximum

POLARITY: Cathode end is banded.

MOUNTING SURFACE SELECTION:
The Axial Coefficient of Expansion (COE) of this device is approximately + 4PPM / °C. The COE of the Mounting Surface System should be selected to provide a suitable match with this device.



1N5820US thru 1N5822US

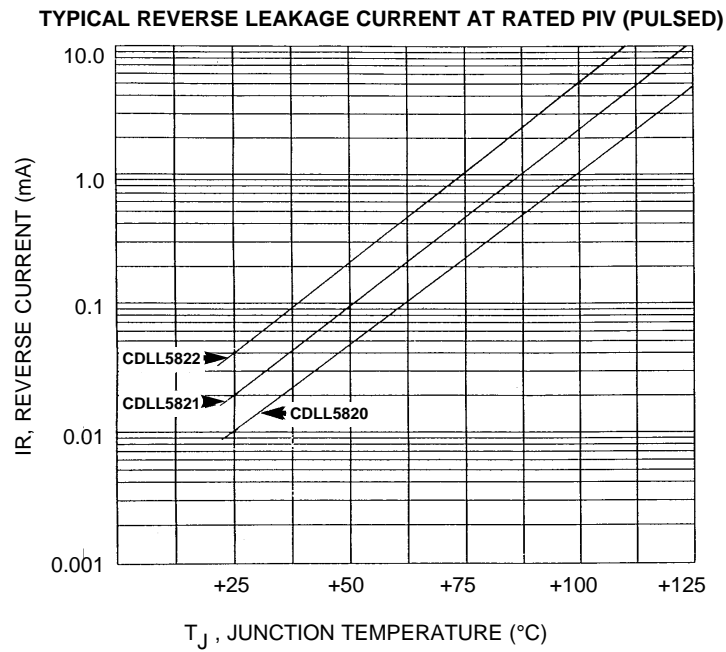


FIGURE 1

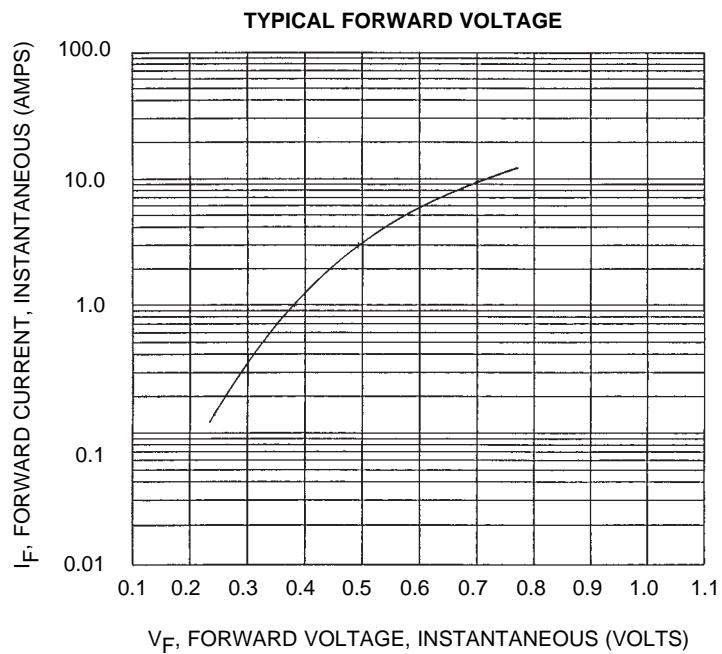


FIGURE 2