

Surface Mount RF Transformer

75Ω 5 to 1800 MHz

ADTL1-18-75+
ADTL1-18-75

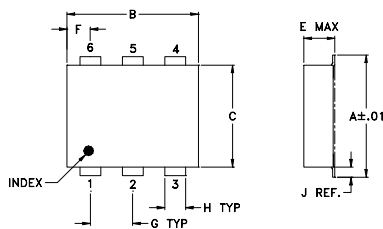
Maximum Ratings

Operating Temperature	-20°C to 85°C
Storage Temperature	-55°C to 100°C
RF Power	0.25W
DC Current	30mA

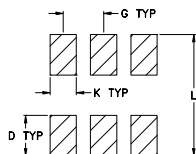
Pin Connections

PRIMARY DOT	1
PRIMARY	3
SECONDARY DOT	6
SECONDARY	4
NOT USED	2,5

Outline Drawing



PCB Land Pattern

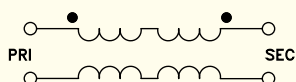


Suggested Layout,
Tolerance to be within ±.002

Outline Dimensions (inch)

A	B	C	D	E	F	G
.272	.310	.220	.100	.112	.055	.100
6.91	7.87	5.59	2.54	2.84	1.40	2.54
H	J	K	L			
.030	.026	.065	.300			wt
0.76	0.66	1.65	7.62			grams
						0.20

Config. G



Features

- wideband, 5 to 1800 MHz
- balanced transmission line
- aqueous washable
- protected under US patent 6,133,525

Applications

- impedance matching
- balanced amplifier
- cellular
- GPS



CASE STYLE: CD542
PRICE: \$2.95 ea. QTY (10-49)

+ RoHS compliant in accordance
with EU Directive (2002/95/EC)

The +Suffix identifies RoHS Compliance. See our web site
for RoHS Compliance methodologies and qualifications.

Transformer Electrical Specifications

Ω RATIO	FREQUENCY (MHz)	INSERTION LOSS*			PHASE UNBALANCE (Deg.) Typ.		AMPLITUDE UNBALANCE (dB) Typ.	
		3 dB MHz	2 dB MHz	1 dB MHz	1 dB bandwidth	2 dB bandwidth	1 dB bandwidth	2 dB bandwidth
1	5-1800	-	5-1800	25-1200	3	4	0.4	0.4

* Insertion Loss is referenced to mid-band loss, 0.4 dB typ.

Typical Performance Data

FREQUENCY (MHz)	INERTION LOSS (dB)	INPUT R. LOSS (dB)	AMPLITUDE UNBALANCE (dB)	PHASE UNBALANCE (Deg.)
5.00	0.18	20.90	1.01	20.51
30.00	0.23	31.73	0.72	4.08
200.00	0.30	31.44	0.54	0.47
400.00	0.42	24.44	0.42	2.05
600.00	0.51	20.03	0.28	3.18
800.00	0.58	18.44	0.11	3.74
1000.00	0.53	19.85	0.07	3.93
1200.00	0.57	27.29	0.27	3.67
1500.00	0.95	16.27	0.46	3.10
1800.00	1.60	9.71	0.44	2.21

ADTL1-18-75
INSERTION LOSS

