

Surface Mount RF Transformer

50Ω 0.2 to 210 MHz

ADTT3-2+ ADTT3-2



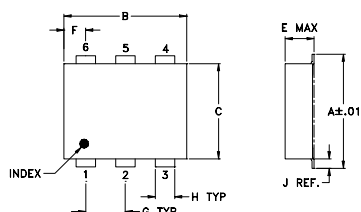
Maximum Ratings

Operating Temperature	-20°C to 85°C
Storage Temperature	-55°C to 100°C
RF Power	0.25W
DC Current	30mA

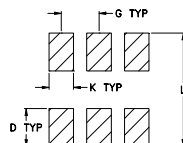
Pin Connections

PRIMARY DOT	3
PRIMARY	1
PRIMARY CT	2
SECONDARY DOT	4
SECONDARY	6
SECONDARY CT	5

Outline Drawing



PCB Land Pattern



Suggested Layout,
Tolerance to be within ±.002

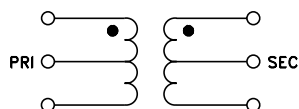
Outline Dimensions (inch)

A	B	C	D	E	F	G
.272	.310	.220	.100	.162	.055	.100
6.91	7.87	5.59	2.54	4.11	1.40	2.54

H	J	K	L	wt
.030	.026	.065	.300	grams
0.76	0.66	1.65	7.62	0.25

Demo Board MCL P/N: TB-42

Config. B



Features

- excellent return loss, 20 dB in 1 dB bandwidth
- excellent amplitude unbalance, 0.2 dB typ. in 1 dB bandwidth
- aqueous washable
- protected under U.S. Patent 6,133,525

Applications

- impedance matching
- balanced amplifier

CASE STYLE: CD636

PRICE: \$4.50 ea. QTY. (10-49)

**+ RoHS compliant in accordance
with EU Directive (2002/95/EC)**

The +Suffix identifies RoHS Compliance. See our web site
for RoHS Compliance methodologies and qualifications.

Transformer Electrical Specifications

Ω RATIO	FREQUENCY (MHz)	INSERTION LOSS*			PHASE UNBALANCE (Deg.) Typ.		AMPLITUDE UNBALANCE (dB) Typ.	
		3 dB MHz	2 dB MHz	1 dB MHz	1 dB bandwidth	2 dB bandwidth	1 dB bandwidth	2 dB bandwidth
3	0.2-210	0.2-210	0.3-150	0.5-90	1	4	0.2	0.2

* Insertion Loss is referenced to mid-band loss, 0.3 dB typ.

Typical Performance Data

FREQUENCY (MHz)	INERTION LOSS (dB)	INPUT R. LOSS (dB)	AMPLITUDE UNBALANCE (dB)	PHASE UNBALANCE (Deg.)
0.19	0.56	15.07	0.02	0.05
0.27	0.51	17.97	0.01	0.04
5.00	0.29	24.23	0.01	0.02
10.00	0.31	23.55	0.00	0.22
50.00	0.43	18.00	0.03	0.26
90.00	0.62	13.82	0.05	0.80
145.00	1.01	10.13	0.12	1.53
155.00	1.10	9.61	0.13	1.96
180.00	1.34	8.44	0.21	2.51
210.00	1.71	7.24	0.31	3.54

