

Precision Fixed Attenuator

BW-N9W5+

50Ω 5W 9dB DC to 18000 MHz

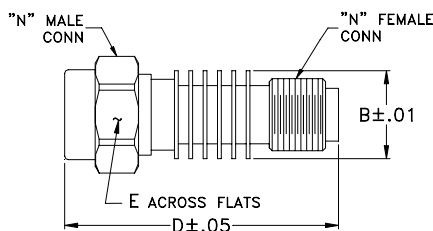
Maximum Ratings

Operating Temperature -55°C to 100°C

Storage Temperature -55°C to 100°C**

** With mated connectors; unmated, 85°C max.

Outline Drawing



Outline Dimensions (inch/mm)

B	D	E	wt
.61	1.90	.812	grams
15.49	48.26	20.62	49.7

Features

- DC to 18000 MHz
- precise attenuation
- excellent VSWR, 1.20 typ
- stainless steel N male and female connectors

Applications

- matching
- instrumentation
- test set-ups



CASE STYLE: DC736

Connectors	Model	Price	Qty.
N-Female N-Male	BW-N9W5+	\$54.95 ea.	(1-49)

+ RoHS compliant in accordance
with EU Directive (2002/95/EC)

The +Suffix has been added in order to identify RoHS
Compliance. See our web site for RoHS Compliance
methodologies and qualifications.

Electrical Specifications

FREQ. RANGE (MHz)	ATTENUATION ¹ (dB)		VSWR ² (:1)			MAX. INPUT POWER ³ (W)
	Nom.	ACCURACY	DC-4 GHz Max.	4-8 GHz Max.	8-12.4 GHz Max.	
f _L -f _U DC-18000	9	-0.4, +0.8	1.20	1.25	1.30	5

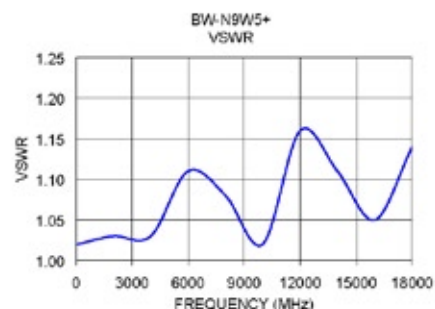
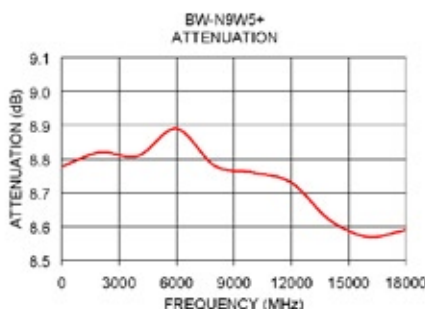
1. At 25°C, accuracy includes frequency and power variations. Temperature coefficient for attenuation: .0004dB/°C typ.

2. VSWR from 12.4 to 18 GHz, 1.6:1 typ.

3. Average power at 25°C ambient, derate linearly to 2W at 100°C. Peak Power 125W max. 5μsec. pulse width, 100 Hz PRF.

Typical Performance Data

Frequency (MHz)	Attenuation (dB)	VSWR (:1)
100	8.78	1.02
2000	8.82	1.03
4000	8.81	1.03
6000	8.89	1.11
8000	8.78	1.08
10000	8.76	1.02
12000	8.73	1.16
14000	8.62	1.11
16000	8.57	1.05
18000	8.59	1.14



designers kit available

Kit No.	No. of Units in Kit	Description	Price \$ per Kit
K5N-BW3+	4	1 of each: 3+, 6+, 2 of 10+	199.00