

Miniature Surface Mount Fixed Attenuator

50Ω 0.5W 0dB DC to 2500 MHz

LAT-0+
LAT-0



Maximum Ratings

Operating Temperature	-55°C to 85°C
Storage Temperature	-55°C to 100°C

Pin Connections

INPUT	4
OUTPUT	2
GROUND	1,3

Features

- wideband, DC to 2500 MHz
- excellent VSWR, through entire band
- miniature size, SOT143 package
- aqueous washable

Applications

- cellular
- PCS
- ISM
- VHF/UHF

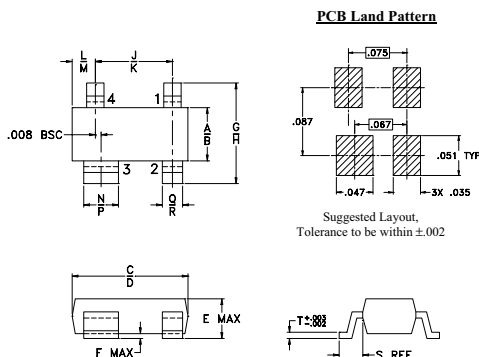
CASE STYLE: MMM168

PRICE: \$1.95 ea. QTY (10-49)

**+ RoHS compliant in accordance
with EU Directive (2002/95/EC)**

The +Suffix identifies RoHS Compliance. See our web site
for RoHS Compliance methodologies and qualifications.

Outline Drawing



Outline Dimensions (inch)

A	B	C	D	E	F	G	H	J	K
.045	.055	.105	.120	.047	.005	.083	.104	.070	.080
1.14	1.40	2.67	3.05	1.19	0.13	2.11	2.64	1.78	2.03
L	M	N	P	Q	R	S	T	wt	
.018	.24	.030	.036	.015	.021	.023	.005	grams	
0.46	6.10	0.76	0.91	0.38	0.53	0.58	0.13	0.01	

Electrical Specifications at 25°C

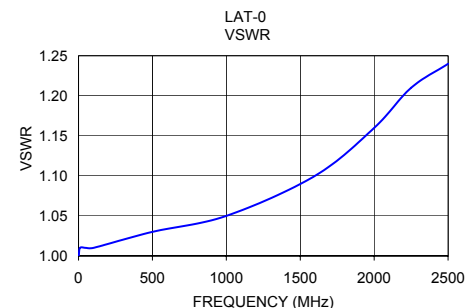
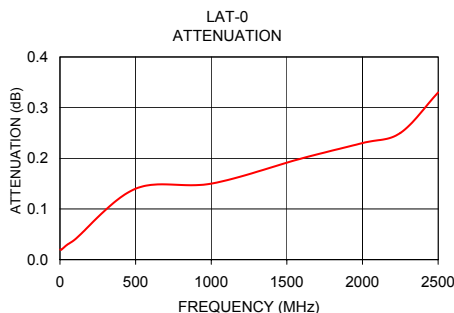
FREQ. RANGE (MHz)	ATTENUATION (dB) Flatness, Max.			VSWR (:1) Max.			MAX. INPUT POWER ¹ (W)	
	DC-0.5 GHz	DC-1 GHz	DC-2.5 GHz	DC-0.5 GHz	DC-1 GHz	DC-2.5 GHz		
f _L -f _U	Norm.							
DC-2500	0+0.15	0.3	0.4	0.6	1.2	1.3	1.5	0.5

1. RF power at 25°C case temperature: ½Watt. Derate linearly to 0.2 Watt at 85°C.

2. Flatness= variation over band divided by 2

Typical Performance Data

Frequency (MHz)	Attenuation (dB)	VSWR (:1)
1.00	0.02	1.00
10.00	0.02	1.01
50.00	0.03	1.01
100.00	0.04	1.01
500.00	0.14	1.03
1000.00	0.15	1.05
1600.00	0.20	1.10
2000.00	0.23	1.16
2250.00	0.25	1.21
2500.00	0.33	1.24



designers kit available

Kit No.	No. of Units in Kit	Description	Price \$ per Kit
K1-LAT	36	4 of ea. LAT-3(+), 6(+), 10(+), 15(+), 20(+) 2 of ea. LAT-1(+), 2(+), 4(+), 5(+), 7(+), 8(+), 9(+), 12(+)	59.95

Mini-Circuits®

Distribution Centers NORTH AMERICA 800-654-7949 • 417-335-5935 • Fax 417-335-5945 • EUROPE 44-1252-832600 • Fax 44-1252-837010

Mini-Circuits ISO 9001 & ISO 14001 Certified

INTERNET <http://www.minicircuits.com>



REV. D
M104321
LAT-0
060828