

Ceramic

Low Pass Filter

DC to 1200 MHz

NEW!

LFCN-1200



BLUE CELL™

CASE STYLE: FV1206

Maximum Ratings

Operating Temperature	-55°C to 100°C
Storage Temperature	-55°C to 100°C
RF Power Input*	10W max. at 25°C
DC Current Input to Output	0.5A max. at 25°C

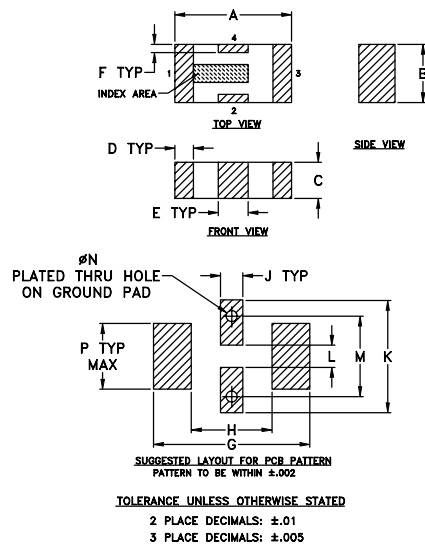
*Passband rating, derate linearly to 3.5W at 100°C ambient.

Pin Connections

RF IN	1**
RF OUT	3**
GROUND	2,4

**RF IN & RF OUT can be interchanged

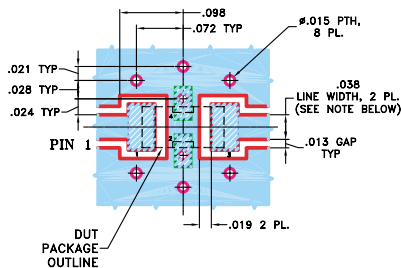
Outline Drawing



Outline Dimensions (inch)

A	B	C	D	E	F	G	H
.126	.063	.039	.020	.032	.009	.169	.087
3.20	1.60	0.99	0.51	0.81	0.23	4.29	2.21
J	K	L	M	N	P	wt.	
.024	.122	.024	.087	.012	.071	grams	
0.61	3.10	0.61	2.21	0.30	1.80	.020	

Demo Board MCL P/N: TB-270
Suggested PCB Layout (PL-137)



NOTE: 1. TRACE WIDTH IS SHOWN FOR ROGERS RO4350, WITH DIELECTRIC THICKNESS .020" ± .0015". COPPER: 1/2 OZ. EACH SIDE. FOR OTHER MATERIALS TRACE WIDTH MAY NEED TO BE MODIFIED.
2. BOTTOM SIDE OF THE PCB IS CONTINUOUS GROUND PLANE.

- DENOTES PCB COPPER LAYOUT
- DENOTES COPPER LAND PATTERN FREE OF SOLDERMASK

Features

- excellent power handling, 10W
- small size
- 7 sections
- temperature stable
- patent pending

Applications

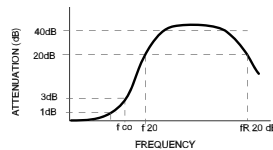
- harmonic rejection
- VHF/UHF transmitters/receivers
- lab use

Low Pass Filter Electrical Specifications¹ (T_{AMB}=25°C)

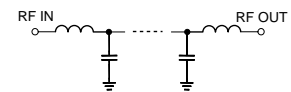
MODEL NO.	PASSBAND (MHz) (loss < 1 dB) Max.	f _{co} , MHz Nom. (loss 3 dB) Typ.	STOP BAND (MHz) (loss, dB)			VSWR (:1)		NO. OF SECTIONS
			f 20 Min.	30 Typ.	f _r 20 Typ.	Stopband Typ.	Passband Typ.	
LFCN-1200	DC-1200	1530	1865	2000-5000	6200	20	1.2	7

1. For Applications requiring DC voltage to be applied to the Input or output, use LFCN-1200D (DC Resistance to ground is 100 Mohms min.)

typical frequency response

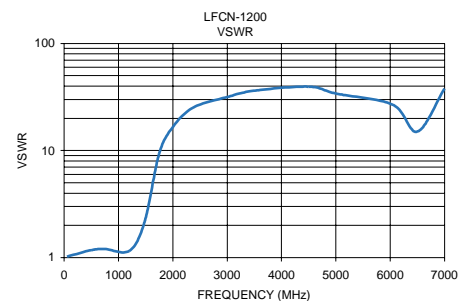
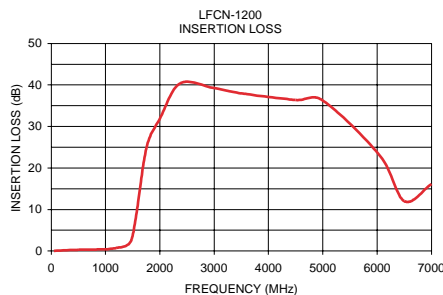


schematic



Typical Performance Data at 25°C

Frequency (MHz)	Insertion Loss (dB)	VSWR (:1)
50.00	0.04	1.02
500.00	0.30	1.18
750.00	0.34	1.20
1200.00	0.73	1.16
1480.00	2.79	2.15
1750.00	24.69	9.43
2000.00	31.88	16.56
2375.00	40.40	25.19
3000.00	39.23	31.60
3500.00	37.97	36.20
4500.00	36.37	39.49
5000.00	36.23	34.07
6050.00	22.99	26.74
6500.00	12.01	15.00
7000.00	16.10	37.77



designers kit available

Kit No.	No. of Units in Kit	Description	Price \$ per Kit
K2-LFCN	60	5 of each: LFCN-800,-900,-1000,-1200,-1325,-1700,-2000,-2250,-2400,-5000,-6000,-6700	119.95

Mini-Circuits®

Distribution Centers NORTH AMERICA 800-654-7949 • 417-335-5935 • Fax 417-335-5945 • EUROPE 44-1252-832600 • Fax 44-1252-837010

Mini-Circuits ISO 9001 & ISO 14001 Certified

INTERNET <http://www.minicircuits.com>

P.O. Box 350166, Brooklyn, New York 11235-0003 (718) 934-4500 Fax (718) 332-4661

REV. C
M96263
LFCN-1200
EDR-6469/3
RVN/AD/CP
050113