

Ceramic

Low Pass Filter

DC to 2600 MHz

NEW!

LFCN-2600



BLUE CELL™

CASE STYLE: FV1206

Model	Price	Qty.
LFCN-2600	\$1.99	(10-49)
LFCN-2600D	\$2.49	(10-49)

Maximum Ratings

Operating Temperature	-55°C to 100°C
Storage Temperature	-55°C to 100°C
RF Power Input*	10W max. at 25°C
DC Current Input to Output	0.5A max. at 25°C

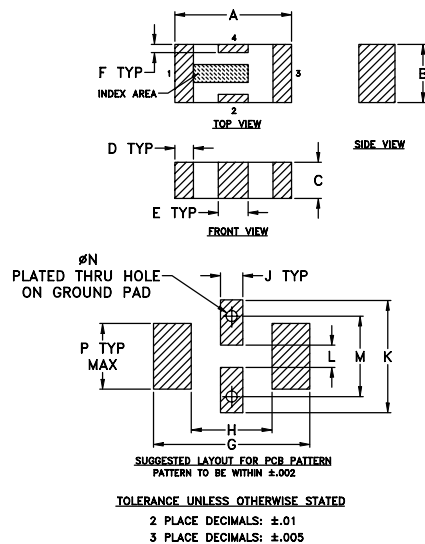
*Passband rating, derate linearly to 3.5W at 100°C ambient.

Pin Connections

RF IN	1**
RF OUT	3**
GROUND	2,4

**RF IN & RF OUT can be interchanged

Outline Drawing

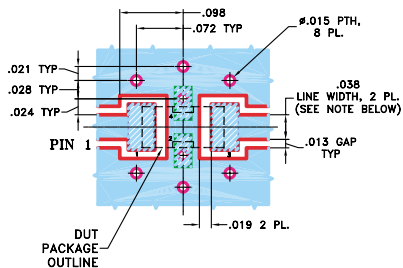


Outline Dimensions (inch/mm)

A	B	C	D	E	F	G
.126	.063	.037	.020	.032	.009	.169
3.20	1.60	0.94	0.51	0.81	0.23	4.29

H	J	K	L	M	N	P	wt
.087	.024	.122	.024	.087	.012	.071	grams
2.21	0.61	3.10	0.61	2.21	0.30	1.80	.020

Demo Board MCL P/N: TB-270
Suggested PCB Layout (PL-137)



NOTE: 1. TRACE WIDTH IS SHOWN FOR ROGERS RO4350, WITH DIELECTRIC THICKNESS .020" ± .0015". COPPER: 1/2 OZ. EACH SIDE. FOR OTHER MATERIALS TRACE WIDTH MAY NEED TO BE MODIFIED.
2. BOTTOM SIDE OF THE PCB IS CONTINUOUS GROUND PLANE.

- DENOTES PCB COPPER LAYOUT
- DENOTES COPPER LAND PATTERN FREE OF SOLDERMASK

Features

- excellent power handling, 10W
- small size
- 7 sections
- temperature stable
- patent pending

Applications

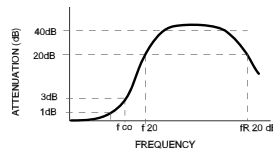
- harmonic rejection
- VHF/UHF transmitters/receivers
- lab use

Low Pass Filter Electrical Specifications¹ (T_{AMB}=25°C)

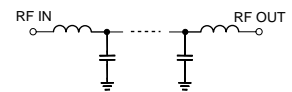
MODEL NO.	PASSBAND (MHz) (loss < 1 dB) Max.	fco, MHz Nom. (loss 3 dB) Typ.	STOP BAND (MHz) (loss, dB)			VSWR (:1)		NO. OF SECTIONS
			f 20 Min.	30 Typ.	fr 20 Typ.	Stopband Typ.	Passband Typ.	
LFCN-2600	DC-2600	3125	3750	3900-6600	8400	20	1.2	7

1. For Applications requiring DC voltage to be applied to the Input or output, use LFCN-2600D (DC Resistance to ground is 100 Mohms min.)

typical frequency response

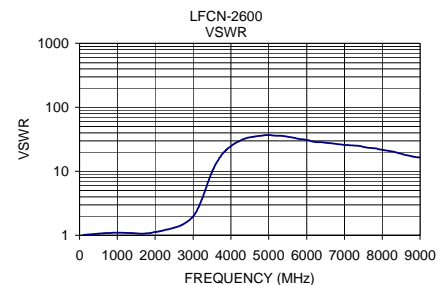
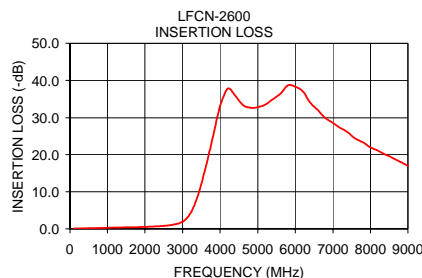


schematic



Typical Performance Data at 25°C

Frequency (MHz)	Insertion Loss (dB)	VSWR (:1)
100.00	0.10	1.02
1300.00	0.39	1.09
2100.00	0.61	1.15
2600.00	0.94	1.37
3000.00	1.97	1.98
3125.00	3.02	2.60
3300.00	6.03	4.66
3750.00	22.35	17.93
3900.00	28.99	22.29
4000.00	33.27	24.83
5000.00	32.82	36.97
6600.00	32.00	27.59
8000.00	22.00	21.73
8400.00	20.08	19.54
9000.00	17.02	16.41



Mini-Circuits®

Distribution Centers NORTH AMERICA 800-654-7949 • 417-335-5935 • Fax 417-335-5945 • EUROPE 44-1252-832600 • Fax 44-1252-837010

Mini-Circuits ISO 9001 & ISO 14001 Certified

INTERNET <http://www.minicircuits.com>

P.O. Box 350166, Brooklyn, New York 11235-0003 (718) 934-4500 Fax (718) 332-4661

REV. B
M96263
LFCN-2600
EDR-6783/5
RVN/AD/CP
050113