

Ceramic Low Pass Filter

50Ω DC to 400 MHz

LFCN-400+
LFCN-400



Maximum Ratings

Operating Temperature	-55°C to 100°C
Storage Temperature	-55°C to 100°C
RF Power Input*	8.5W max. at 25°C
DC Current Input to Output	0.5A max. at 25°C

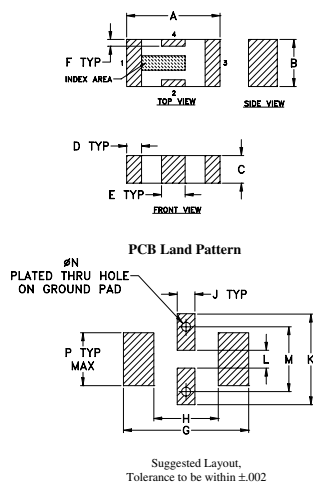
* Passband rating, derate linearly to 3.5W at 100°C ambient.

Pin Connections

RF IN	1**
RF OUT	3**
GROUND	2,4

** RF IN & RF OUT can be interchanged

Outline Drawing

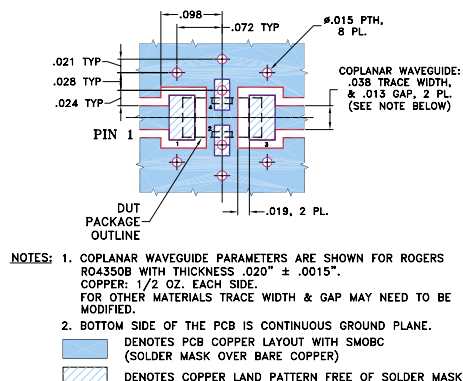


Outline Dimensions (inch)

A	B	C	D	E	F	G
.126	.063	.037	.020	.032	.009	.169
3.20	1.60	0.94	0.51	0.81	0.23	4.29

H	J	K	L	M	N	P	wt
.087	.024	.122	.024	.087	.012	.071	grams
2.21	0.61	3.10	0.61	2.21	0.30	1.80	.020

Demo Board MCL P/N: TB-270 Suggested PCB Layout (PL-137)



Features

- excellent power handling, 8.5W
- small size
- 7 sections
- temperature stable
- protected by U.S. Patent 6,943,646

Applications

- harmonic rejection
- VHF/UHF transmitters/receivers
- RF suppression for DC lines on PCB
- anti-aliasing for A/D converter

CASE STYLE: FV1206

Model	Price	Qty.
LFCN-400+	\$2.99	(10-49)
LFCN-400	\$2.99	(10-49)
LFCN-400D+	\$3.49	(10-49)
LFCN-400D	\$3.49	(10-49)

+ RoHS compliant in accordance with EU Directive (2002/95/EC)

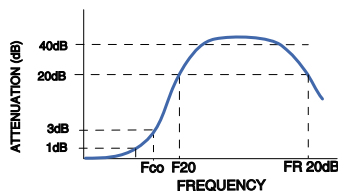
The +Suffix identifies RoHS Compliance. See our web site for RoHS Compliance methodologies and qualifications.

Electrical Specifications¹ (T_{AMB}=25°C)

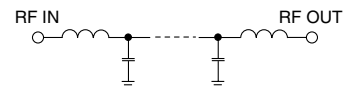
PASSBAND (MHz) (loss < 1 dB) Max.	fco, MHz Nom. (loss 3 dB) Typ.	STOP BAND (MHz) (loss, dB)			VSWR (:1)		NO. OF SECTIONS
		F 20	40	FR 20	Stopband	Passband	
		Min.	Typ.	Typ.	Typ.	Typ.	
DC-400	560	660	680-3000	5500	20	1.2	7

1. For applications requiring DC voltage to be applied to the Input or output, use LFCN-400D (DC Resistance to ground is 100 Mohms min.)

typical frequency response

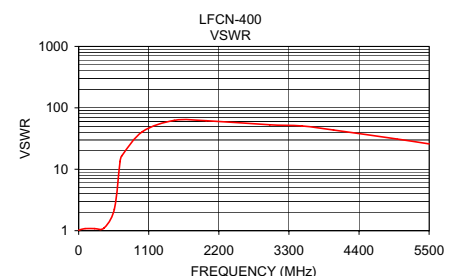
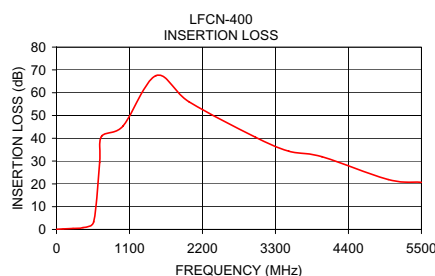


electrical schematic



Typical Performance Data at 25°C

Frequency (MHz)	Insertion Loss (dB)	VSWR (:1)
1.00	0.06	1.02
100.00	0.24	1.08
250.00	0.46	1.08
400.00	0.82	1.11
560.00	3.32	2.23
650.00	29.34	13.37
680.00	40.84	16.68
1000.00	45.29	40.90
1500.00	67.47	62.43
2000.00	55.97	61.67
3000.00	40.46	52.99
3500.00	34.35	50.78
4000.00	31.93	43.48
5000.00	21.90	31.07
5500.00	20.67	25.87



designers kit available

Kit No.	No. of Units in Kit	Description	Price \$ per Kit
K1-LFCN	35	5 of each: LFCN-225, -320, -400, -490, -530, -575, -630	99.95

Mini-Circuits®

Distribution Centers NORTH AMERICA 800-654-7949 • 417-335-5935 • Fax 417-335-5945 • EUROPE 44-1252-832600 • Fax 44-1252-837010

Mini-Circuits ISO 9001 & ISO 14001 Certified

INTERNET <http://www.minicircuits.com>



REV. D
M98898
LFCN-400
EDR-6588/3
RVN/AD/CP/AM
060912