


Surface Mount Monolithic Amplifier

50Ω 50 to 2000 MHz

NEW!
MAV-11A



CASE STYLE : DH820
PRICE: \$1.29 ea.
QTY. (30)

Features

- medium gain
- output power, 18.5 dBm

Applications

- cellular
- cable
- defense communications
- UHF TV

Electrical Specifications at 25°C

MODEL NO.	FREQ. (MHz) $f_L - f_U$	GAIN, dB Typical @ MHz				MAXIMUM POWER, dBm		DYNAMIC* RANGE		VSWR (:1) Typ.		ABSOLUTE MAXIMUM RATING**		DC POWER @ Pin 3		THERMAL RESISTANCE*** θ_{jc} , typ. °C/W
		100	1000	2000	Min.*	Output [▲] (1 dB Comp.) Typ.	Input (no dmg.) Typ.	NF dB Typ.	IP3 dBm Typ.	In	Out	I (mA)	P (mW)	Current (mA)	Volt [†] Typ.	
MAV-11A	50-2000	12.5	11.5	10.2	9.0	+18.5	+13	4.8	+35	1.4	1.1	80	550	60	5.5	130

* Minimum gain at highest frequency. Full temperature range.

** Permanent damage may occur if any of these limits are exceeded

*** Thermal resistance θ_{jc} is from hottest junction in the device to the mounting surface of the leads.

† Device voltage is 4.8 min. and 6.0 max. Temperature coefficient -4.6 mV/°C typ.

▲ At 1000 MHz

Maximum Ratings

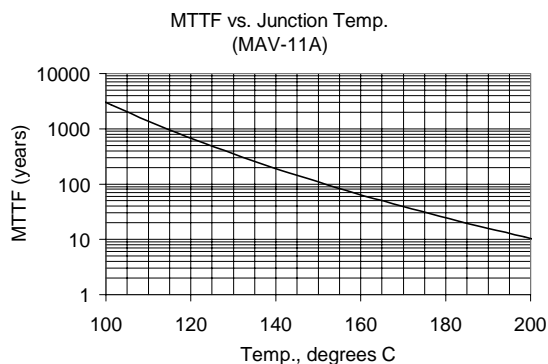
Operating Temperature	-25°C to 85°C
Storage Temperature	-65°C to 150°C
Junction Temperature	200°C

Pin Connections

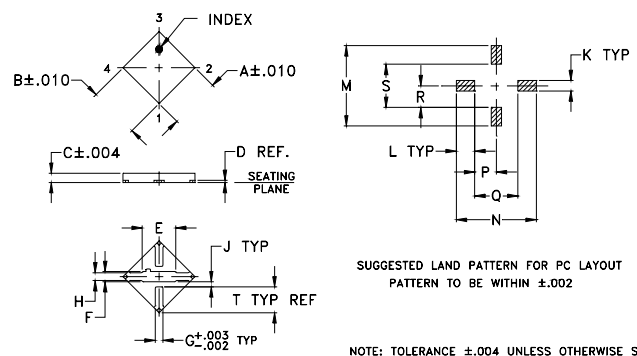
RF IN	1
RF OUT	3
DC	3
GND EXT.	2,4

marking identification

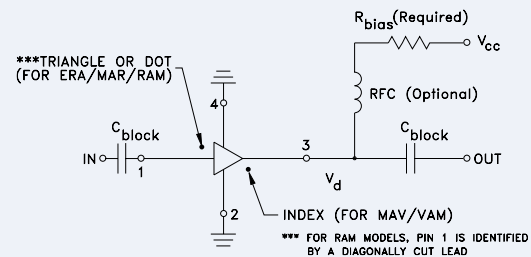
Model	Alphanumeric Code
MAV-11A	11



Outline Drawing



typical biasing configuration (MAV)



Outline Dimensions (inch/mm)

A	B	C	D	E	F	G	H	J	K
.197	.197	.035	.008	.130	.039	.030	.030	.020	.040
5.00	5.00	0.89	0.20	3.30	0.99	0.76	0.76	0.51	1.02
L	M	N	P	Q	R	S	T		wt.
.072	.310	.310	.084	.167	.084	.167	.100		grams
1.83	7.87	7.87	2.13	4.24	2.13	4.24	2.54		.06

Mini-Circuits®

Distribution Centers NORTH AMERICA 800-654-7949 • 417-335-5935 • Fax 417-335-5945 • EUROPE 44-1252-832600 • Fax 44-1252-837010

ISO 9001 CERTIFIED

INTERNET <http://www.minicircuits.com>

REV. OR
M81559
ED-N/A
MAV-11A
021120