

Ceramic

Frequency Mixer WIDE BAND

MCA1-60LH+


Level 10 (LO Power +10 dBm) 1700 to 6000 MHz

Features

- low conversion loss, 6.2 dB typ.
- wide bandwidth, 1700 to 6000 MHz
- useable to 8 GHz
- IF, DC to 2000 MHz
- LTCC double balanced mixer
- low cost
- low profile, 0.08"

Applications

- PCN
- defense & weather radar
- WCDMA
- defense communications



CASE STYLE: DZ885
PRICE: \$8.45 ea. QTY (10-49)
(Patent pending)

+ RoHS compliant in accordance with EU Directive (2002/95/EC)

The +suffix has been added in order to identify RoHS Compliance. There has been no change to the model's material, form, fit, or function. See our web site for RoHS Compliance methodologies and qualifications.

Mixer Electrical Specifications ($T_{AMB} = -55^{\circ}\text{C}$ to 100°C)

MODEL NO.	FREQUENCY (MHz)		CONVERSION LOSS (dB)			LO-RF ISOLATION (dB)		LO-IF ISOLATION (dB)		IP3 @ center band Typ. (dBm)	E FACTOR
	LO/RF $f_L - f_U$	IF	\bar{x}	σ	Max.	Typ.	Min.	Typ.	Min.		
MCA1-60LH+	1700-4400	DC-2000	6.6	0.1	7.9*	35	23	17	—	13	0.3
	4400-6000	DC-2000	6.0	0.1	8.3*	27	20	21	—	11	0.1

1dB Compr.: + 5 dBm typ.

E = $(IP3(\text{dBm}) - LO \text{ Power}(\text{dBm}))/10$

* Conversion loss at 30 MHz IF, increases with IF frequency. See Graphs

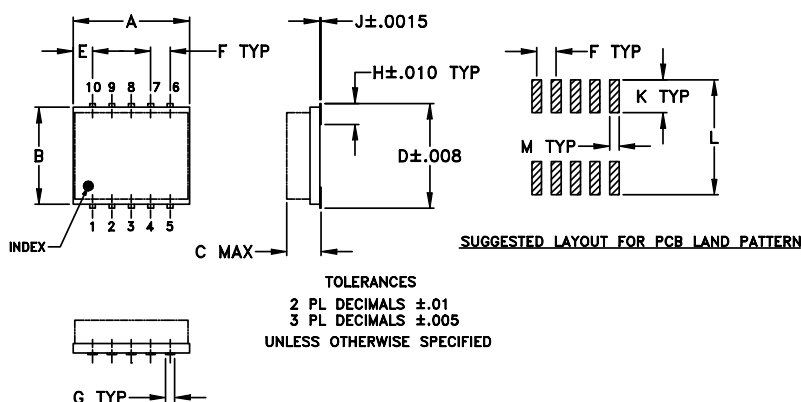
Pin Connections

LO	10
RF	5
IF	3
GROUND	1,2,4,6,7,8,9

Maximum Ratings

Operating Temperature	-55°C to 100°C
Storage Temperature	-55°C to 100°C
RF Power	50mW
IF Current	40mA

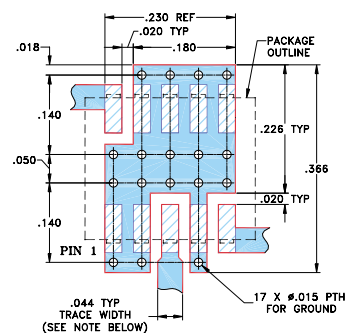
Outline Drawing



Outline Dimensions (inch/mm)

A	B	C	D	E	F	G
.30	.250	.085	.274	.050	.050	.012
7.62	6.35	2.16	6.96	1.27	1.27	0.30
H	J	K	L	M	wt	
.057	.004	.085	.296	.030	grams	
1.45	0.10	2.16	7.52	0.76	0.25	

Demo Board MCL P/N: TB-144 Suggested PCB Layout (PL-045)



INTERNET <http://www.minicircuits.com>

P.O. Box 350166, Brooklyn, New York 11235-0003 (718) 934-4500 Fax (718) 332-4661

Distribution Centers NORTH AMERICA 800-654-7949 • 417-335-5935 • Fax 417-335-5945 • EUROPE 44-1252-832600 • Fax 44-1252-837010

Mini-Circuits ISO 9001 & ISO 14001 Certified



REV. D
M98898
ED-10107/14
MCA1-60LH+
DJ/TD/CP
050914
Page 1 of 2

Typical Performance Data at 25°C

Frequency		Conversion Loss (dB)	Isolation L-R (dB)	Isolation L-I (dB)	VSWR LO port (:1)	VSWR RF port (:1)
RF MHz	LO MHz	LO +10 dBm	LO +10 dBm	LO +10 dBm	LO +10 dBm	LO +10 dBm
1700.00	1730.00	6.12	31.11	17.21	3.80	2.04
1900.00	1930.00	5.58	41.49	18.61	2.23	2.25
2100.00	2130.00	5.56	36.04	17.55	1.85	2.45
2500.00	2530.00	5.57	34.25	17.48	1.72	2.19
2700.00	2730.00	5.54	36.00	18.36	1.90	2.22
2900.00	2930.00	5.92	40.21	18.81	2.18	3.68
3100.00	3130.00	6.80	36.38	18.44	2.63	5.02
3300.00	3330.00	6.75	35.64	17.41	2.73	3.64
3500.00	3530.00	6.51	34.52	14.61	3.26	4.06
3700.00	3730.00	6.81	34.43	12.04	3.62	3.26
3900.00	3930.00	6.24	35.17	14.87	3.93	2.71
4100.00	4130.00	6.49	37.36	15.93	2.62	2.04
4300.00	4330.00	6.05	37.95	18.73	2.45	1.83
4500.00	4530.00	5.97	34.27	19.90	2.66	1.93
4700.00	4730.00	5.76	32.31	21.16	2.76	1.47
4900.00	4930.00	6.58	34.11	22.13	1.96	2.70
5100.00	5130.00	5.50	29.13	22.12	1.35	1.90
5300.00	5330.00	5.92	27.47	22.67	1.37	2.24
5700.00	5730.00	5.76	26.99	17.82	2.61	1.75
6000.00	6030.00	6.73	26.82	11.81	6.10	2.14

Performance Charts

