

Ceramic

Frequency Mixer WIDE BAND

MCA1-80H+


Level 17 (LO Power +17 dBm) 2800 to 8000 MHz

Features

- wide bandwidth, 2800 to 8000 MHz
- low conversion loss, 6.3 dB typ.
- high L-R isolation, 35 dB typ.
- IF, DC to 1250 MHz
- LTCC double balanced mixer
- low cost
- low profile, 0.08"

Applications

- satellite up and down converters
- line of sight links
- defense radar
- defense communication



CASE STYLE: DZ885

PRICE: \$11.95 ea. QTY (10-49)

(Patent pending)

+ RoHS compliant in accordance with EU Directive (2002/95/EC)

The + suffix has been added in order to identify RoHS Compliance. See our web site for RoHS Compliance methodologies and qualifications.

Mixer Electrical Specifications (T_{AMB}= -55°C to 100°C)

MODEL NO.	FREQUENCY (MHz)		CONVERSION LOSS* (dB)			LO-RF ISOLATION (dB)		LO-IF ISOLATION (dB)		IP3@ center band Typ. (dBm)	E FACTOR
	LO/Rf f _L -f _u	IF	\bar{x}	σ	Max.	Typ.	Min.	Typ.	Min.		
MCA1-80H+	2800-8000	DC-1250									
	2800-5000	DC-1250	6.5	0.2	8.9	34	22	12	8	24	0.7
	5000-8000	DC-1250	6.0	0.2	8.9	35	21	35	13	21	0.4

1dB Compr.: +14 dBm typ.

E= [(IP3(dBm)-LO Power(dBm))/10]

* Conversion loss at 30 MHz IF, increases with IF frequency

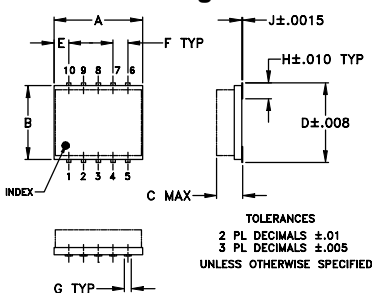
Pin Connections

LO	10
RF	5
IF	3
GROUND	1,2,4,6,7,8,9

Maximum Ratings

Operating Temperature	-55°C to 100°C
Storage Temperature	-55°C to 100°C
RF Power	50mW
IF Current	40mA

Outline Drawing

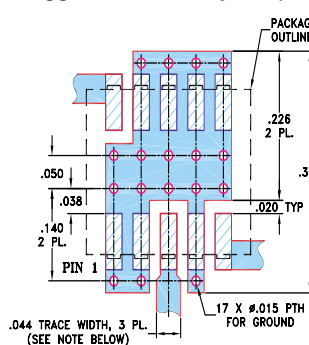


SUGGESTED LAYOUT FOR PCB LAND PATTERN

Outline Dimensions (inch)

A	B	C	D	E	F	G
.30	.250	.085	.274	.050	.050	.012
7.62	6.35	2.16	6.96	1.27	1.27	0.30
H	J	K	L	M		wt
.057	.004	.085	.296	.030		grams
1.45	0.10	2.16	7.52	0.76		0.25

Demo Board MCL P/N: TB-144 Suggested PCB Layout (PL-045)



- NOTES: 1. TRACE WIDTH IS SHOWN FOR ROGERS RO4350B WITH DIELECTRIC THICKNESS .020" ± .0015"; COPPER: 1/2 OZ. EACH SIDE. FOR OTHER MATERIALS TRACE WIDTH MAY NEED TO BE MODIFIED.
2. BOTTOM SIDE OF THE PCB IS CONTINUOUS GROUND PLANE.

- DENOTES PCB COPPER LAYOUT WITH SMOBC (SOLDER MASK OVER BARE COPPER)
■ DENOTES COPPER LAND PATTERN FREE OF SOLDER MASK



INTERNET <http://www.minicircuits.com>

P.O. Box 350166, Brooklyn, New York 11235-0003 (718) 934-4500 Fax (718) 332-4661

Distribution Centers NORTH AMERICA 800-654-7949 • 417-335-5935 • Fax 417-335-5945 • EUROPE 44-1252-832600 • Fax 44-1252-837010

Mini-Circuits ISO 9001 & ISO 14001 Certified



REV. C
M103967
ED-11233/1
MCA1-80H+
DJ/RS/CP/AM
060308
page 1 of 2

Typical Performance Data at 25°C

Frequency		Conversion Loss (dB)	Isolation L-R (dB)	Isolation L-I (dB)	VSWR LO port (:1)	VSWR RF port (:1)
RF MHz	LO MHz	LO +17 dBm	LO +17 dBm	LO +17 dBm	LO +17 dBm	LO +17 dBm
2800.00	2830.10	6.32	43.01	12.42	1.99	2.41
5000.00	5030.10	7.02	35.98	24.98	2.98	2.67
6200.00	6230.10	5.89	32.88	37.57	3.25	2.97
6300.00	6330.10	5.62	32.26	38.59	3.45	3.20
6400.00	6430.10	5.42	34.86	39.69	3.20	3.42
6500.00	6530.10	5.18	35.38	41.78	2.96	3.13
6600.00	6630.10	5.28	32.64	45.82	2.83	2.98
6650.00	6680.10	5.56	32.40	45.78	2.60	3.06
6700.00	6730.10	5.13	32.63	44.65	2.60	3.30
7000.00	7030.10	5.25	32.22	45.62	2.72	3.13
7150.00	7180.10	5.61	32.69	45.49	2.83	3.45
7200.00	7230.10	5.46	32.89	43.89	2.89	3.67
7300.00	7330.10	5.55	33.59	41.45	3.04	3.62
7400.00	7430.10	5.65	34.45	40.66	3.13	3.45
7500.00	7530.10	5.79	33.59	41.99	3.22	3.45
7600.00	7630.10	6.08	34.10	41.64	3.16	3.86
7700.00	7730.10	6.18	34.94	34.31	2.97	4.74
7800.00	7830.10	6.31	35.54	30.40	2.86	5.09
7900.00	7930.10	6.25	35.75	27.33	2.86	4.68
8000.00	8030.10	6.30	33.26	24.54	3.15	4.50

Performance Charts

