

Voltage Controlled Oscillator

ROS-86-119+


5V Tuning for PLL IC's 80.5 to 86 MHz

Features

- Linear tuning characteristics
- Low phase noise
- Low pushing
- Low pulling
- Aqueous washable

Applications

- Cable-TV



CASE STYLE: CK829

PRICE: \$19.95 ea. QTY (5-49)

+ RoHS compliant in accordance with EU Directive (2002/95/EC)

The +suffix has been added in order to identify RoHS Compliance. See our web site for RoHS Compliance methodologies and qualifications.

Electrical Specifications

MODEL NO.	FREQ. (MHz)		POWER OUTPUT (dBm)	PHASE NOISE dBc/Hz SSB at offset frequencies,kHz				TUNING					NON HARMONIC SPURIOUS (dBc)	HARMONICS (dBc)		PULLING pk-pk @12 dBr (MHz)	PUSHING (MHz/V)	DC OPERATING POWER			
								VOLTAGE RANGE (V)	SENSI- TIVITY (MHz/V)	PORT CAP (pF)	3 dB MODULATION BANDWIDTH (MHz)	Vcc (volts)						Current (mA)			
	Typ.			1		10	100	1000	Min.	Max.	Typ.	Typ.		Typ.	Typ.			Max.	Typ.	Typ.	Max.
	Min.	Max.		Typ.	1	10	100	1000	Min.	Max.	Typ.	Typ.		Typ.	Typ.			Max.	Typ.	Typ.	Max.
ROS-86-119+	80.5	86	+2	-90	-110	-131	-151	0.5	5	7	340	0.5	-90	-28	-20	0.05	0.05	4.6	15		

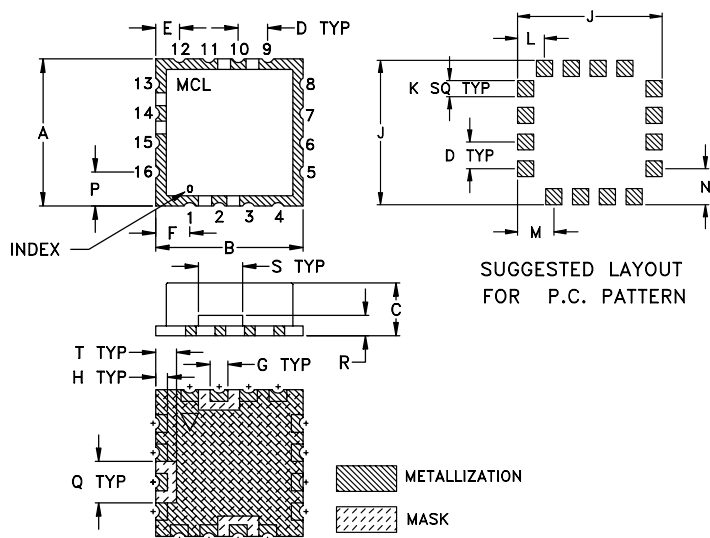
Pin Connections

RF OUT	10
VCC	14
V-TUNE	2
GROUND	1,3,4,5,6,7,8,9,11,12,13,15,16

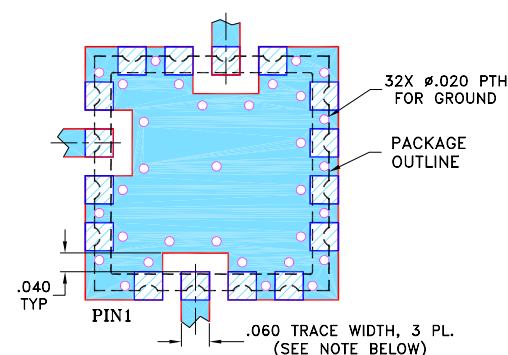
Maximum Ratings

Operating Temperature	-55°C to 85°C
Storage Temperature	-55°C to 100°C
Absolute Max. Supply Voltage (Vcc)	6V
Absolute Max. Tuning Voltage (Vtune)	7V
All specifications	50 ohm system

Outline Drawing



Demo Board MCL P/N: TB-10 Suggested PCB Layout (PL-012)



- NOTES:**
1. TRACE WIDTH IS SHOWN FOR FR4 WITH DIELECTRIC THICKNESS .030" \pm .002"; COPPER: 1/2 OZ. EACH SIDE. FOR OTHER MATERIALS TRACE WIDTH MAY NEED TO BE MODIFIED.
 2. BOTTOM SIDE OF THE PCB IS CONTINUOUS GROUND PLANE.
- DENOTES PCB COPPER LAYOUT WITH SMOBC (SOLDER MASK OVER BARE COPPER)
 DENOTES COPPER LAND PATTERN FREE OF SOLDER MASK

Outline Dimensions (inch mm)

A	B	C	D	E	F	G	H	J	K	L	M	N	P	Q	R	S	T	wt.
.500	.500	.100	.100	.080	.115	.060	.040	.540	.060	.100	.135	.135	.115	.140	.070	.150	.070	grams
12.70	12.70	2.54	2.54	2.03	2.92	1.52	1.02	13.72	1.52	2.54	3.43	3.43	2.92	3.56	1.78	3.81	1.78	1.0

Performance Data & Curves*

ROS-86-119+

V TUNE	TUNE SENS (MHz/V)	FREQUENCY (MHz)			POWER OUTPUT (dBm)			Icc (mA)	HARMONICS (dBc)			FREQ. PUSH (MHz/V)	FREQ. PULL (MHz)	PHASE NOISE (dBc/Hz) at offsets				FREQ OFFSET (KHz)	PHASE NOISE at 83 MHz (dBc/Hz)
		-55°C	+25°C	+85°C	-55°C	+25°C	+85°C		F2	F3	F4			1kHz	10kHz	100kHz	1MHz		
0.00	10.17	64.9	63.8	63.0	0.73	0.39	-0.50	8.22	-25.3	-64.2	-49.6	0.26	0.06	-88.4	-109.3	-130.3	-150.9	1.0	-90.09
0.50	8.06	69.4	68.5	68.0	1.61	1.45	0.75	8.09	-28.7	-50.6	-52.0	0.11	0.06	-90.1	-112.1	-132.1	-152.0	2.0	-96.66
0.75	7.57	71.4	70.5	70.0	1.80	1.71	1.09	8.05	-29.5	-48.8	-53.0	0.06	0.06	-90.3	-111.4	-131.9	-152.4	3.5	-102.52
1.00	7.29	73.2	72.4	72.0	1.93	1.89	1.32	8.01	-29.7	-47.7	-54.2	0.03	0.06	-92.0	-111.2	-132.2	-151.9	6.0	-106.60
1.25	7.14	75.0	74.3	73.8	2.00	2.00	1.48	7.97	-29.5	-47.2	-55.5	0.00	0.06	-89.5	-111.4	-132.2	-151.5	8.5	-110.01
1.50	7.06	76.8	76.0	75.6	2.05	2.08	1.59	7.94	-29.2	-46.9	-56.3	0.01	0.05	-89.3	-111.3	-131.7	-151.7	10.0	-110.71
1.75	7.05	78.5	77.8	77.4	2.06	2.14	1.67	7.91	-28.8	-46.5	-57.1	0.02	0.04	-90.6	-111.8	-131.7	-151.3	20.8	-117.63
2.00	7.09	80.3	79.6	79.2	2.05	2.17	1.72	7.88	-28.4	-46.3	-58.2	0.02	0.04	-89.0	-111.7	-131.7	-150.9	35.5	-122.34
2.25	7.15	82.1	81.3	81.0	2.02	2.18	1.75	7.85	-28.0	-46.1	-58.7	0.02	0.04	-89.9	-110.6	-131.5	-150.8	60.7	-127.40
2.50	7.26	83.9	83.1	82.8	1.97	2.18	1.76	7.82	-27.8	-45.9	-59.5	0.01	0.04	-90.3	-110.7	-131.2	-150.5	86.7	-129.98
2.75	7.37	85.7	84.9	84.6	1.92	2.16	1.76	7.79	-27.5	-45.8	-59.9	0.01	0.04	-89.9	-110.3	-131.8	-150.3	100.0	-131.34
3.00	7.50	87.6	86.8	86.4	1.85	2.13	1.75	7.76	-27.2	-45.6	-60.7	0.04	0.04	-89.3	-110.1	-130.9	-150.1	148.1	-134.75
3.25	7.64	89.5	88.7	88.3	1.77	2.08	1.72	7.72	-26.9	-45.5	-60.5	0.08	0.04	-88.9	-110.3	-130.4	-150.2	177.0	-136.05
3.50	7.73	91.4	90.6	90.2	1.67	2.03	1.68	7.69	-26.6	-45.6	-59.9	0.12	0.05	-88.0	-110.1	-130.4	-149.9	211.6	-137.65
3.75	7.84	93.4	92.5	92.1	1.57	1.97	1.64	7.66	-26.4	-45.6	-59.4	0.17	0.06	-88.2	-110.6	-130.1	-149.9	302.4	-140.44
4.00	7.93	95.4	94.5	94.0	1.47	1.90	1.59	7.63	-26.2	-45.5	-59.0	0.23	0.07	-89.8	-110.1	-129.9	-149.7	361.5	-141.96
4.25	8.00	97.4	96.4	96.0	1.37	1.83	1.54	7.59	-26.1	-45.2	-59.0	0.28	0.07	-90.0	-109.5	-129.7	-149.7	507.5	-144.71
4.50	8.07	99.4	98.4	98.0	1.27	1.75	1.48	7.56	-26.0	-45.1	-58.5	0.34	0.07	-90.0	-109.0	-129.2	-149.4	606.7	-146.29
4.75	8.11	101.4	100.5	100.0	1.17	1.67	1.43	7.53	-25.9	-45.0	-58.1	0.38	0.06	-86.7	-108.6	-128.8	-149.5	851.6	-149.16
5.00	8.09	103.5	102.5	102.0	1.08	1.60	1.37	7.49	-25.7	-44.9	-57.9	0.43	0.04	-86.1	-108.2	-128.7	-149.4	1000.0	-150.61

*at 25°C unless mentioned otherwise

