

Surface Mount Power Splitter/Combiner

NEW!**SCA-4-20****4 Way-0° 50Ω****1000 to 2000 MHz**

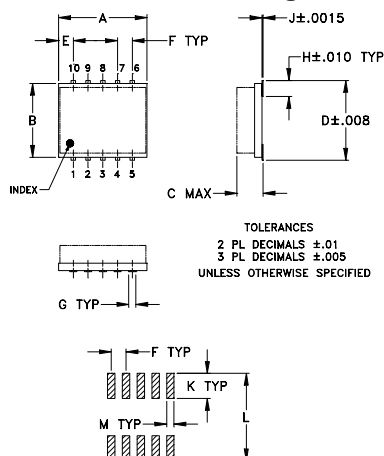
Maximum Ratings

Operating Temperature	-40°C to 85°C
Storage Temperature	-55°C to 100°C
Power Input (as a splitter)	5W max.
Internal Dissipation	0.25W max.

Pin Connections

SUM PORT	3
PORT 1	6
PORT 2	7
PORT 3	9
PORT 4	10
GROUND	1,2,4,5,8

Outline Drawing

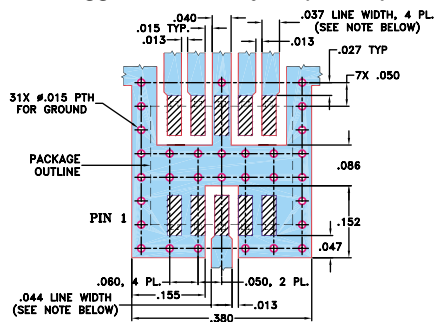


SUGGESTED LAYOUT FOR PCB LAND PATTERN

Outline Dimensions (inch)

A	B	C	D	E	F	G
.30	.250	.052	.274	.050	.050	.012
7.62	6.35	1.32	6.96	1.27	1.27	0.30
H	J	K	L	M		wt
.057	.004	.085	.296	.030		grams
1.45	0.10	2.16	7.52	0.76		0.25

Demo Board MCL P/N: TB-241 Suggested PCB Layout (PL-125)



NOTE: 1. TRACE WIDTH IS SHOWN FOR ROGERS RO4050 WITH DIELECTRIC THICKNESS 0.020" ± 0.0015". COPPER: 1/2 OZ. EACH SIDE. FOR OTHER MATERIALS, TRACE WIDTH MAY NEED TO BE MODIFIED.
2. BOTTOM SIDE OF THE PCB IS CONTINUOUS GROUND PLANE.


■ DENOTES PCB COPPER LAYOUT
■ DENOTES COPPER LAND PATTERN FREE OF SOLDERMASK

Features

- wideband, 1000-2000 MHz
- high isolation, 20 dB typ.
- small surface mount package (0.25"x0.3")
- low profile (0.045")
- welded leads

Applications

- PCS
- GPS

**BLUE CELL™**

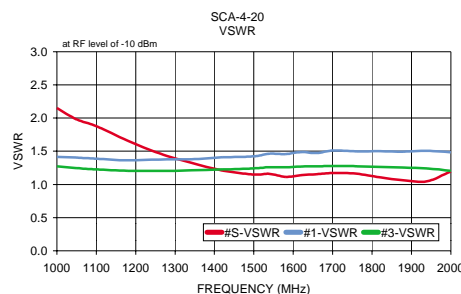
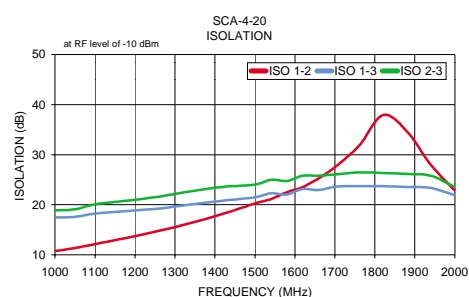
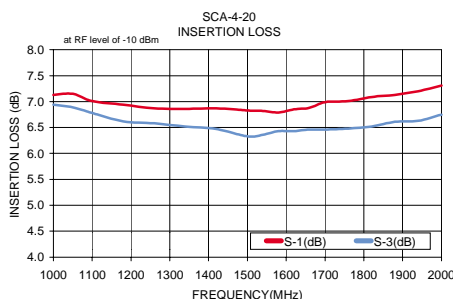
CASE STYLE: DZ944
PRICE: \$7.95 ea. QTY (10-49)

Splitter Electrical Specifications

FREQ. RANGE (MHz)	ISOLATION (dB)		INSERTION LOSS (dB) ABOVE 6 dB		PHASE UNBALANCE (Degrees)	AMPLITUDE UNBALANCE (dB)
	Typ.	Min.	Typ.	Max.		
1000-2000	15	8	1.0	1.8	5	0.9
1500-1700	20	17	1.0	1.2	5	0.8
1700-2000	20	17	1.5	1.8	5	0.9

Typical Performance Data

Freq. (MHz)	Insertion Loss (dB)				Amp. Unbal. (dB)	Isolation (dB)			Phase Unbal. (deg.)	VSWR				
	S-1	S-2	S-3	S-4		1-2	1-3	2-3		S	1	2	3	4
1000.00	7.13	6.97	6.94	7.29	0.35	10.70	17.43	18.86	0.86	2.15	1.42	1.29	1.27	1.44
1050.00	7.15	6.96	6.89	7.25	0.36	11.34	17.57	19.08	0.31	1.98	1.40	1.27	1.25	1.41
1100.00	7.01	6.85	6.78	7.11	0.33	12.12	18.22	20.08	0.48	1.88	1.39	1.25	1.23	1.39
1180.00	6.94	6.73	6.62	7.00	0.38	13.40	18.71	20.81	0.93	1.66	1.36	1.25	1.21	1.37
1260.00	6.87	6.68	6.58	6.94	0.36	14.79	19.24	21.60	1.09	1.47	1.38	1.25	1.20	1.35
1340.00	6.86	6.63	6.52	6.92	0.39	16.34	20.06	22.68	0.82	1.33	1.38	1.25	1.21	1.36
1420.00	6.87	6.58	6.47	6.91	0.44	18.17	20.82	23.55	1.04	1.21	1.41	1.27	1.22	1.37
1500.00	6.83	6.44	6.33	6.84	0.51	20.24	21.46	24.01	0.89	1.15	1.42	1.29	1.24	1.38
1540.00	6.82	6.46	6.36	6.88	0.52	21.12	22.28	24.97	1.65	1.16	1.46	1.31	1.26	1.39
1580.00	6.79	6.45	6.43	6.86	0.43	22.50	22.05	24.74	0.95	1.11	1.46	1.29	1.26	1.39
1660.00	6.88	6.47	6.46	7.00	0.54	25.31	22.91	25.80	1.54	1.15	1.47	1.29	1.27	1.41
1700.00	6.99	6.52	6.46	7.06	0.60	27.50	23.57	26.06	2.23	1.17	1.51	1.30	1.28	1.42
1820.00	7.09	6.56	6.52	7.14	0.62	37.89	23.68	26.33	1.50	1.11	1.50	1.28	1.26	1.42
1940.00	7.20	6.67	6.63	7.27	0.64	27.96	23.34	25.78	1.94	1.05	1.51	1.24	1.24	1.42
2000.00	7.31	6.76	6.75	7.38	0.63	22.79	21.89	23.53	1.31	1.20	1.48	1.21	1.21	1.41

**Mini-Circuits®**INTERNET <http://www.minicircuits.com>

P.O. Box 350166, Brooklyn, New York 11235-0003 (718) 934-4500 Fax (718) 332-4661

Distribution Centers NORTH AMERICA 800-654-7949 • 417-335-5935 • Fax 417-335-5945 • EUROPE 44-1252-832600 • Fax 44-1252-837010

Mini-Circuits ISO 9001 & ISO 14001 Certified

REV. A
M89033
ED-10653
SCA-4-20
AD/CP
041112