

# Surface Mount Low Pass Filters

50Ω DC to 865 MHz

**NEW!**

**SCLF-SERIES  
SALF-SERIES**

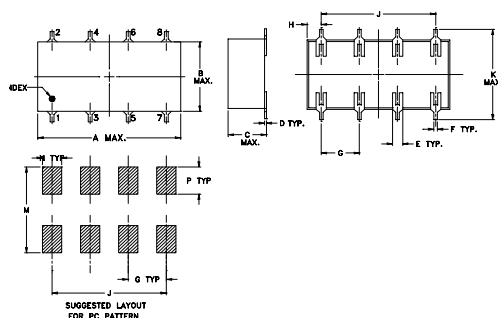
## Maximum Ratings

Operating Temperature	-40°C to 85°C
Storage Temperature	-55°C to 100°C
Power Input	0.5W Max.

## Pin Connections

IN	1
OUT	8
GROUND	2,3,4,5,6,7

## Outline Drawing

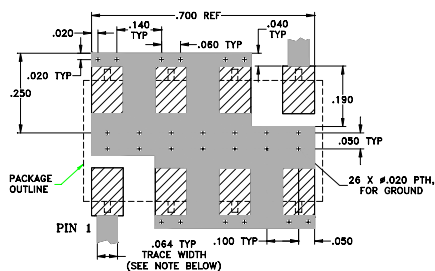


## YY101\*/YY161 Outline Dimensions (inch/mm)

A	B	C	D	E	F	G	H
.75	.38	.28	.010	.050	.020	.200	.075
19.05	9.65	7.11	0.25	1.27	0.51	5.08	1.91
J	K	L	M	N	P	wt.	
.600	.450	—	.470	.100	.150	grams	
15.24	11.43	—	11.94	2.54	3.81	1.6	

\*For YY101, C=0.2" (5.08 mm)

**Demo Board MCL P/N: TB-187**  
**Suggested PCB Layout (PL-049)**



**NOTE:** TRACE WIDTH IS SHOWN FOR ROGERS RO4350 WITH DIELECTRIC THICKNESS .030" ± .002". COPPER: 1/2 OZ. EACH SIDE. FOR OTHER MATERIALS TRACE WIDTH MAY NEED TO BE MODIFIED.

■ DENOTES PCB COPPER LAYOUT  
▨ DENOTES COPPER LAND PATTERN FREE OF SOLDER MASK

## Features

- 7-section elliptic function
- excellent rejection, 20 dB at 1.25\* f<sub>3</sub> dB and 40 dB at 1.46\* f<sub>3</sub> dB
- low cost

## Applications

- defense communications
- receivers transmitters
- harmonic rejection of vcos



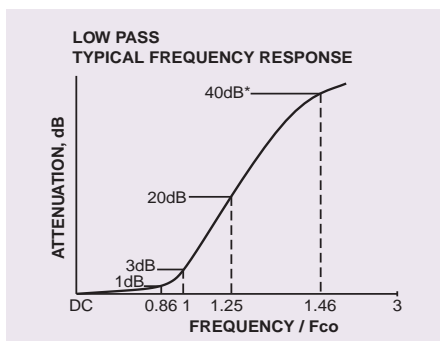
CASE STYLE: YY161/YY101

## Electrical Specifications

MODEL NO.	PASSBAND (MHz) (loss < 1 dB) Min.	f <sub>co</sub> , MHz Nom. (loss 3 dB) Typ.	STOP BAND (MHz)		VSWR (:1)		CASE STYLE	PRICE \$ Qty. (1-9)
			(loss > 20 dB) Min.	(loss > 40 dB) Min.	Passband Typ.	Stopband Typ.		
SCLF-4.7	DC-4.7	5.6	6.60-7.40	7.4-600	1.25	18	YY161	8.95
SCLF-8.4	DC-8.4	9.4	11.4-12.6	12.6-210	1.25	18	YY161	8.95
SCLF-10	DC-10	12.2	14.0-16.0	16.0-230	1.20	18	YY161	8.95
SCLF-23	DC-23	25	31.0-34.0	34.0-320	1.5	18	YY161	8.95
SCLF-27	DC-27	30	36.0-41.0	41.0-480	1.3	18	YY161	8.95
SCLF-36	DC-36	40	50.0-57.0	57.0-390	1.3	18	YY161	8.95
SCLF-44	DC-44	48.5	59.0-65.5	65.5-420	1.3	18	YY161	8.95
SCLF-65	DC-65	71	86.0-96.0	96-510	1.3	18	YY161	8.95
SALF-78	DC-78	93	120-136	136-550	1.3	18	YY101	6.95
SALF-116	DC-116	142	182-220	220-825	1.3	18	YY101	6.95
SALF-146	DC-146	171	210-240	240-850	1.5	18	YY101	6.95
SALF-265	DC-265	308	390-470	470-1100	1.2	18	YY101	6.95
SALF-325	DC-325	383	480-580	580-1250	1.3	18	YY101	6.95
SALF-396	DC-396	458	570-620	620-1430*	1.3	18	YY101	6.95
SALF-490	DC-490	620	800-900	900-1600*	1.3	18	YY101	6.95
SALF-580	DC-580	720	1000-1300	1300-2100	1.5	18	YY101	6.95
SALF-680	DC-680	790	1090-1400	1400-2200	1.4	18	YY101	6.95
SALF-800	DC-800	935	1200-1330	1330-2550*	1.6	18	YY101	6.95
SALF-865	DC-865	980	1300-1400	1400-2550*	1.4	18	YY101	6.95

\*Stopband loss, 35 dB min.

**For other cut-off frequency requirements, please contact factory, new models typically ship within 2-3 weeks A.R.O**



**Mini-Circuits®**

Distribution Centers NORTH AMERICA 800-654-7949 • 417-335-5935 • Fax 417-335-5945 • EUROPE 44-1252-832600 • Fax 44-1252-837010

ISO 9001 CERTIFIED

INTERNET <http://www.minicircuits.com>

P.O. Box 350166, Brooklyn, New York 11235-0003 (718) 934-4500 Fax (718) 332-4661

REV. B  
M92178  
ED-10820  
SCLF, SALF-SERIES  
WZ/URJ/CP/AM  
040429