

Surface Mount RFTransformer

50Ω

2 to 200 MHz

TC9-1+



CASE STYLE: AT224-1
PRICE: \$1.29 ea. QTY (100)

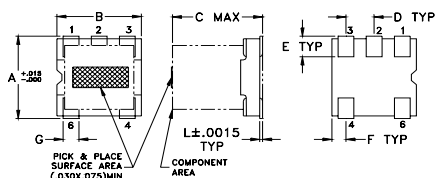
Maximum Ratings

Operating Temperature	-20°C to 85°C
Storage Temperature	-55°C to 100°C
RF Power	0.25W
DC Current	30mA

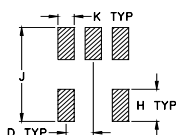
Pin Connections

PRIMARY DOT	6
PRIMARY	4
SECONDARY DOT	1
SECONDARY	3
SECONDARY CT	2

Outline Drawing AT224-1



PCB Land Pattern



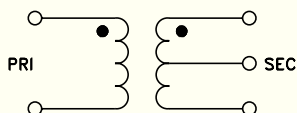
Suggested Layout,
Tolerance to be within ±.002

Outline Dimensions (inch/mm)

A	B	C	D	E	F
.150	.150	.160	.050	.040	.025
3.81	3.81	4.06	1.27	1.02	0.64

G	H	J	K	L	wt
.028	.065	.190	.030	.007	grams
0.71	1.65	4.83	0.76	0.18	0.15

Config. A



Features

- good return loss
- excellent amplitude unbalance, 0.1dB typ. and phase unbalance, 1 deg typ. in 1dB band width
- aqueous washable

Applications

- impedance matching

+ RoHS compliant in accordance with EU Directive (2002/95/EC)

The + suffix has been added in order to identify RoHS Compliance. See our web site for RoHS Compliance methodologies and qualifications.

Transformer Electrical Specifications

MODEL NO.	Ω RATIO	FREQUENCY (MHz)	INSERTION LOSS*		
			3 dB MHz	2 dB MHz	1 dB MHz
TC9-1+	9	2-200	2-200	3-100	5-40

* Insertion Loss is referenced to mid-band loss, 0.7 dB typ.

Typical Performance Data

FREQUENCY (MHz)	INSERTION LOSS (dB)	INPUT R. LOSS (dB)
2.00	1.14	9.85
3.00	0.98	11.35
5.00	0.85	13.33
20.00	0.76	15.80
29.00	0.80	15.77
40.00	0.83	14.99
60.00	0.90	13.22
80.00	0.99	11.50
100.00	1.05	10.34
200.00	1.68	6.08

TC9-1+
INSERTION LOSS

