

10 kHz to 1400 MHz

SURFACE MOUNT



ADT



JT/JTX



TCM



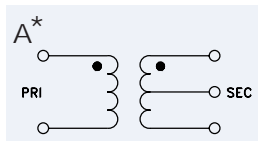
T-KK81



TX



TC




MODEL NO.	Ω RATIO Note D	FREQUENCY (MHz)	INSERTION LOSS *			CASE STYLE Note B	CONNECTION	PRICE \$ Qty. (10-49)
			3 dB MHz	2 dB MHz	1 dB MHz			
◆ ADT1-1WT*	1	0.4-800	0.4-800	0.5-700	1-400	CD542	kz	2.95
◆ ADT1-6T*	1	0.03-125	0.03-125	0.04-75	0.05-50	CD637	ks	3.45
◆ ADT1.5-1*	1.5	0.5-650	0.5-650	0.8-500	1-300	CD542	lb	2.95
◆ ADT2-1T*	2	0.4-450	0.4-450	0.6-400	1-200	CD542	kt	3.65
◆ ADT2-1T-1P*	2	8-600	8-600	10-400	13-300	CD542	ks	4.25
◆ ADT3-1T*	3	1-500	—	1-500	2-300	CD542	kt	3.45
◆ ADT3-6T*	3	0.06-400	0.06-400	0.1-290	0.2-250	CD636	ks	4.50
◆ ADT4-1WT*	4	2-775	2-775	3-600	6-250	CD542	ks	2.95
◆ ADT4-1T*	4	9-625	9-625	10-550	14-500	CD542	ks	3.95
◆ ADT4-5WT*	4	0.3-500	0.3-500	0.5-400	2-250	CD637	ks	4.50
◆ ADT4-6T*	4	.06-300	.06-300	.08-250	0.15-200	CD637	ks	4.50
◆ ADT4-6WT*	4	0.5-600	0.5-600	0.7-475	2-300	CD636	ks	4.50
◆ ADT8-1T*	8	0.1-130	0.1-130	0.15-110	0.2-75	CD637	ks	4.50
◆ ADT9-1T*	9	1-250	—	1-250	2-150	CD542	ks	3.95
◆ ADT16-1T*	16	1.5-160	1.5-160	3-105	5-65	CD542	ks	4.25
◆ ADT16-6T*	16	0.1-70	0.1-70	0.18-45	.30-33	CD637	ks	5.95
NEW JT-1975	2.5	0.04-80	0.04-80	0.05-60	0.1-30	BH292	nh	2.49
■ JTX-2-10T	2	50-1000	—	—	50-1000	BH292	kt	6.95
JTX-4-10T	4	50-1000	—	—	50-1000	BH292	kt	6.95
NEW ■ TX-2-5-1	2	30-1100	—	30-1100	100-800	TT240	gs	2.95 Qty. (1-9)
T1-1T-KK81	1	0.08-200	0.08-200	0.15-150	.2-80	KK81	ev	4.45
T1-6T-KK81	1	.015-300	.015-300	.021-150	.03-50	KK81	ev	6.95
T2-1T-KK81	2	.07-200	.07-200	.1-100	.5-50	KK81	ev	4.95
T2.5-6T-KK81	2.5	.01-100	.01-100	.02-50	.50-20	KK81	ev	4.95
T3-1T-KK81	3	.05-250	.05-200	.1-200	.5-70	KK81	ev	4.95
T4-1-KK81	4	.2-350	.2-350	.35-300	2-100	KK81	ev	3.25
T4-6T-KK81	4	.02-250	.02-250	.05-150	0.1-100	KK81	ev	5.65
T5-1T-KK81	5	.3-300	.3-300	.6-200	5-100	KK81	ev	4.95
T8-1T-KK81	8	.3-140	.3-140	.7-90	1-60	KK81	ev	7.95
T13-1T-KK81	13	.3-120	.3-120	.7-80	5-20	KK81	ev	4.95
T16-6T-KK81	16	.03-75	.03-75	.06-30	.1-20	KK81	ev	5.65
T4-1H-KK81	4	10-350	10-350	15-300	25-200	KK81	ev	5.95
TX16-R3T	16	40-300	40-300	60-220	70-150	TT240	ev	4.95 Qty. (100)
◆ TCM2-1T	2	3-300	—	—	3-300	DB714	ha	1.09
◆ TCM3-1T	3	2-500	—	2-500	5-300	DB714	ha	1.09
◆ TCM4-1W	4	3-800	3-800	5-400	10-100	DB714	ha	1.19
◆ TCM4-14	4	200-1400	200-1400	300-1300	800-1000	DB714	gs	1.19
◆ TCM4-6T	4	1.5-600	1.5-600	2-400	3-350	DB714	ha	1.19
◆ TCM8-1	8	2-500	2-500	5-400	10-100	DB714	gs	.99
◆ TCM9-1	9	2-280	2-280	3-150	5-100	DB714	ha	1.19
NEW ◆ TC1-1T	1	0.4-500	0.4-500	0.5-300	1-100	AT224	ha	1.19
◆ TC2-1T	2	3-300	—	—	3-300	AT224	ha	1.29
◆ TC3-1T	3	5-300	—	—	5-300	AT224	ha	1.29
◆ TC4-1T	4	.5-300	—	.5-300	1.5-100	AT224	ha	1.19
◆ TC4-1W	4	3-800	3-800	5-400	10-100	AT224	ha	1.19
◆ TC4-14	4	200-1400	200-1400	300-1300	800-1100	AT224	gs	1.09
◆ TC8-1	8	2-500	2-500	5-400	10-100	AT224	gs	1.19
◆ TC9-1	9	2-200	2-200	3-100	5-40	AT224	ha	1.29
◆ TC16-1T	16	20-300	20-300	30-200	50-150	AT224	lz	1.59

Surface Mount □ & Plug-In

Style X65

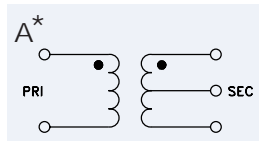


Standard W38



T

TMO



MODEL NO.	Ω RATIO Note D	FREQUENCY (MHz)	INSERTION LOSS *			CASE STYLE Note B	CONNECTION	PRICE \$ Qty. (1-9)
			3 dB MHz	2 dB MHz	1 dB MHz			
T1-1T	1	0.08-200	0.08-200	0.15-150	.2-80	◆	ev	4.45
T1-6T	1	.015-300	.015-300	.021-150	.03-50	◆	ev	6.95
T2-1T	2	.07-200	.07-200	.1-100	.5-50	◆	ev	4.95
T2.5-6T	2.5	.01-100	.01-100	.02-50	.50-20	◆	ev	4.95
T3-1T	3	.05-250	.05-200	.1-200	.5-70	◆	ev	4.95
T4-1	4	.2-350	.2-350	.35-300	2-100	◆	ev	3.25
T4-6T	4	.02-250	.02-250	.05-150	0.1-100	◆	ev	5.65
T5-1T	5	.3-300	.3-300	.6-200	5-100	◆	ev	4.95
T8-1T	8	.3-140	.3-140	.7-90	1-60	◆	ev	7.95
T13-1T	13	.3-120	.3-120	.7-80	5-20	◆	ev	4.95
T16-6T	16	.03-75	.03-75	.06-30	.1-20	◆	ev	5.65
T4-1H	4	10-350	10-350	15-300	25-200	◆	ev	5.95
TMO1-1T	1	.05-200	.05-200	.08-150	.2-80	A11	ew	7.95
TMO2-1T	2	.07-200	.07-200	.1-100	.5-50	A11	ew	8.45
TMO2.5-6T	2.5	.01-100	.01-100	.02-50	.05-20	A03	ew	8.45
TMO3-1T	3	.05-250	.05-250	.1-200	.5-70	A03	ew	7.95
TMO4-1	4	.2-350	.2-350	.35-300	2-100	A11	ew	6.25
TMO5-1T	5	.3-300	.3-300	.6-200	5-100	A11	ew	8.45
TMO13-1T	13	.3-120	.3-120	.7-80	5-20	A11	ew	8.45

NOTES:

- * FOR A CONFIGURATION:
 Typical Amplitude Unbalance: 0.1 dB over 1 dB frequency range; 0.5 dB over entire frequency range.
 Typical Phase Unbalance: 1.0° over 1 dB frequency range; 5.0° over entire frequency range.
- * Insertion loss referenced to mid-band loss
- ◆ Aqueous washable.
- Denotes 75 ohm model
- Non-hermetic
- ◇ Two case styles available: Plug-in case style X65; Radial lead case style W38.
- * Protected under U.S. Patent 6133525
- A. General Quality Control Procedures, Environmental Specifications, Hi-Rel and MIL description are given in section 0, see "Mini-Circuits Guarantees Quality" article.
- B. Connector types and case mounted options, case finishes are given in section 0, see "Case Styles & Outline Drawings".
- C. Prices and Specifications subject to change without notice.
- D. Impedance ratio= secondary/primary
1. Absolute power, voltage and current ratings:
 1a. RF input power: all models 0.25W except where noted (● .5W rating; ●● 1W rating)
 1b. DC current, 30mA
2. For ADT, JT, JTX, TC,T,TCM, and TX series, operating temperature range is -20°C to +85°C.

pin connections

see case style outline drawings for pin locations

PORT	ev	ew	gs	ha	ks	kt	kz	lb	lz	nh
PRIMARY DOT	4	1	6	6	3	3	3	1	3	1
PRIMARY	6	5	4	4	1	1	1	3	1	3
PRIMARY CT	—	—	—	—	—	—	—	—	—	—
SECONDARY DOT	3	2	3	1	4	6	6	4	4	6
SECONDARY	1	6	1	3	6	4	4	6	6	4
SECONDARY CT	2	4	2	2	5	5	2	2	2	5
GND EXT.	—	—	—	—	—	—	—	—	—	—
CASE GND	—	7,8	—	—	—	—	—	—	—	—
NOT USED	5	3	5	5	2	2	5	5	—	2
DEMO BOARD	—	—	—	TB-77	TB-42	—	—	TB-42	—	—

NSN GUIDE

MCL NO.	NSN
ADT1.5-1	5950-01-483-0469
T1-1T	5950-01-153-0668
T1-1T-KK81	5950-01-431-4604
T1-1T-X65	5950-01-340-7040
T1-6T	5950-01-258-2173
T2-1T-KK81	5950-01-347-0311
T3-1T	5950-01-153-0298
T4-1	5950-01-024-7626
T4-1-KK81	5950-01-460-5700
T4-1-X65	5950-01-349-3181
T4-1H-X65	5950-01-328-8975
T16-6T	5950-01-336-0939
TMO1-1T	5950-01-326-2772
TMO2.5-6T	5950-01-215-8697
TMO3-1T	5950-01-168-7512
TMO5-1T	5950-01-183-0779
TMO-13-1T	5950-01-168-7512



The Design Engineers Search Engine
 Provides Actual Data Instantly
 At: <http://www.minicircuits.com>

In Stock... Immediate Delivery
 For Custom Versions Of Standard Models
 Consult Our Applications Dept.

