

Plug-In

# Power Splitter/Combiner

2 Way-0° 50Ω 200 to 1000 MHz

TSC-2-1W



CASE STYLE: B02  
PRICE: \$24.20 ea. QTY. (1-9)

## Maximum Ratings

Operating Temperature	-55°C to 100°C
Storage Temperature	-55°C to 100°C
Power Input (as a splitter)	1W max.
Internal Dissipation	0.125W max.

## Pin Connections

SUMPORT	1
PORT 1	2
PORT 2	4
GROUND	3
CASE GROUND	3

## Features

- wideband 200 to 1000 MHz
- hermetic, metal case
- very good VSWR, 1.1 typ.

## Applications

- VHF/UHF receiver
- cellular
- military, hi-rel applications

## Splitter Electrical Specifications

FREQ. RANGE (MHz)	ISOLATION (dB)				INSERTION LOSS (dB) ABOVE 3.0 dB				PHASE UNBALANCE (Degrees)		AMPLITUDE UNBALANCE (dB)	
	L		U		L		U		L	U	L	U
	Typ.	Min.	Typ.	Min.	Typ.	Max.	Typ.	Max.	Max.	Max.	Max.	Max.
200-1000	26	20	23	14	0.3	0.8	0.7	1.5	5	10	0.7	0.5

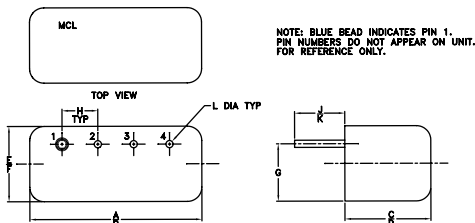
L = ( $f_L$  to  $f_U/2$ )

U = ( $f_U/2$  to  $f_U$ )

## Typical Performance Data

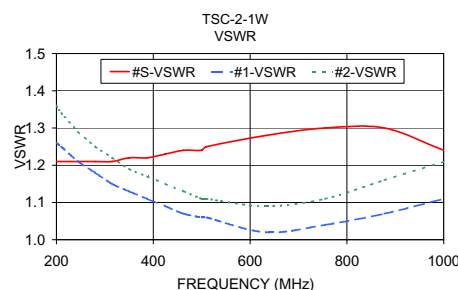
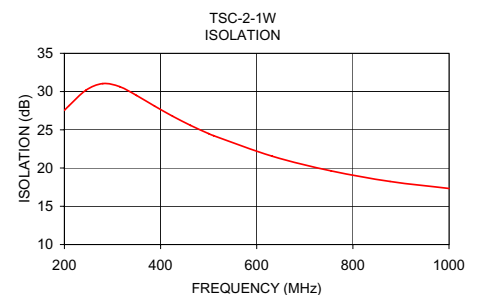
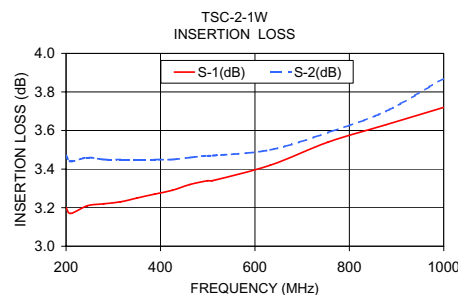
Frequency (MHz)	Insertion Loss (dB)		Amplitude Unbalance (dB)	Isolation (dB)	Phase Unbalance (deg.)	VSWR S	VSWR 1	VSWR 2
	S-1	S-2						
200.00	3.20	3.47	0.27	27.54	0.16	1.21	1.26	1.36
210.00	3.17	3.44	0.27	28.18	0.04	1.21	1.25	1.34
245.00	3.21	3.46	0.25	30.19	0.36	1.21	1.21	1.29
280.00	3.22	3.45	0.23	31.04	0.71	1.21	1.18	1.25
315.00	3.23	3.45	0.21	30.64	1.01	1.21	1.15	1.22
350.00	3.25	3.45	0.20	29.49	1.32	1.22	1.13	1.19
387.50	3.27	3.45	0.18	28.10	1.56	1.22	1.11	1.17
425.00	3.29	3.45	0.16	26.78	1.79	1.23	1.09	1.15
462.50	3.32	3.46	0.14	25.58	1.99	1.24	1.07	1.13
500.00	3.34	3.47	0.13	24.50	2.16	1.24	1.06	1.11
510.00	3.34	3.47	0.13	24.24	2.17	1.25	1.06	1.11
632.50	3.42	3.50	0.08	21.54	2.43	1.28	1.02	1.09
755.00	3.54	3.59	0.05	19.63	2.23	1.30	1.04	1.11
877.50	3.63	3.70	0.06	18.25	1.44	1.30	1.07	1.16
1000.00	3.72	3.87	0.16	17.33	0.13	1.24	1.11	1.21

## Outline Drawing



## Outline Dimensions (inch/mm)

A	B	C	D	E	F
.480	.500	.240	.255	.210	.230
12.19	12.70	6.10	6.48	5.33	5.84
G	H	J	K	L	wt
.16	.100	.14	.20	.020	grams
4.06	2.54	3.56	5.08	0.51	1.9



## electrical schematic



**Mini-Circuits®**

INTERNET <http://www.minicircuits.com>

P.O. Box 350166, Brooklyn, New York 11235-0003 (718) 934-4500 Fax (718) 332-4661

Distribution Centers NORTH AMERICA 800-654-7949 • 417-335-5935 • Fax 417-335-5945 • EUROPE 44-1252-832600 • Fax 44-1252-837010

Mini-Circuits ISO 9001 & ISO 14001 Certified

REV. OR  
M98046  
TSC-2-1W  
HY/TD/CP  
060830