

Surface Mount RF Transformer

50Ω 0.02 to 30 MHz

TT25-1-KK81+
TT25-1-KK81



Maximum Ratings

Operating Temperature	-20°C to 85°C
Storage Temperature	55°C to 100°C
RF Power	250mW
DC Current	30mA

Pin Connections

PRIMARY DOT	4
PRIMARY	6
PRIMARY CT	5
SECONDARY DOT	3
SECONDARY	1
SECONDARY CT	2

Features

- excellent return loss
- also available with plug-in (X65) and flat-pack (W38) leads

Applications

- HF
- radio communication systems
- impedance matching
- ham radio

CASE STYLE: KK81

PRICE: \$9.95 ea. QTY (1-9)

+ RoHS compliant in accordance with EU Directive (2002/95/EC)

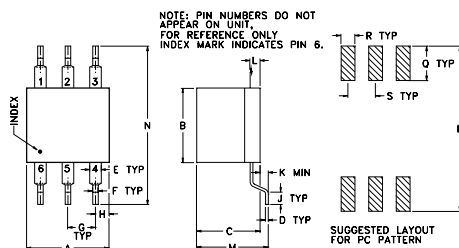
The +Suffix identifies RoHS Compliance. See our web site for RoHS Compliance methodologies and qualifications.

Transformer Electrical Specifications

Ω RATIO	FREQUENCY (MHz)	INSERTION LOSS*		
		3 dB MHz	2 dB MHz	1 dB MHz
25	0.02-30	0.02-30	0.05-20	0.1-10

* Below 0.05 MHz, Insertion Loss is specified for room temperature and above.

Outline Drawing



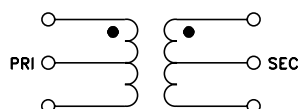
Outline Dimensions (inch)

A	B	C	D	E	F	G	H	J
.30	.27	.23	.010	.042	.020	.100	.05	.05
7.62	6.86	5.84	0.25	1.07	0.51	2.54	1.27	1.27
K	L	M	N	P	Q	R	S	wt
.020	.036	.26	.575	.600	.125	.050	.100	grams
0.51	0.91	6.60	14.61	15.24	3.18	1.27	2.54	0.50

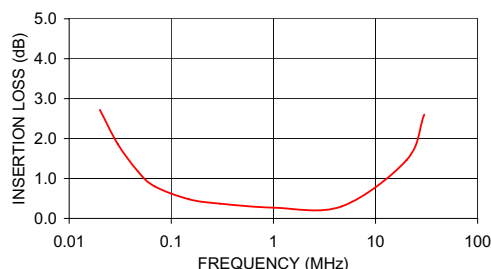
Typical Performance Data

FREQUENCY (MHz)	INSERTION LOSS (dB)	INPUT R. LOSS (dB)
0.02	2.72	6.13
0.03	1.86	7.95
0.05	1.18	10.45
0.07	0.80	13.16
0.15	0.48	19.05
0.30	0.37	25.11
1.01	0.27	28.34
4.66	0.30	12.69
20.13	1.46	2.94
30.00	2.60	2.00

Config. B



TT25-1-KK81
INSERTION LOSS



INTERNET <http://www.minicircuits.com>
P.O. Box 350166, Brooklyn, New York 11235-0003 (718) 934-4500 Fax (718) 332-4661
Distribution Centers NORTH AMERICA 800-654-7949 • 417-335-5935 • Fax 417-335-5945 • EUROPE 44-1252-832600 • Fax 44-1252-837010
Mini-Circuits ISO 9001 & ISO 14001 Certified



REV. A
M98898
TT25-1-KK81
IG/TD/CP
060818