


# Coaxial Low Pass Filter

DC to 1400 MHz

**NEW!**  
VLF-1400



CASE STYLE: FF704  
PRICE: \$19.95 ea. QTY (10-24)

## Maximum Ratings

Operating Temperature -55°C to 100°C

Storage Temperature -55°C to 100°C

RF Power Input 10\*W max. at 25°C

DC Current Input to Output 0.5A max. at 25°C

\*Passband rating, derate linearly to 3.5W at 100°C ambient.

## Features

- low cost
- small size
- 7 sections
- temperature stable
- patent pending

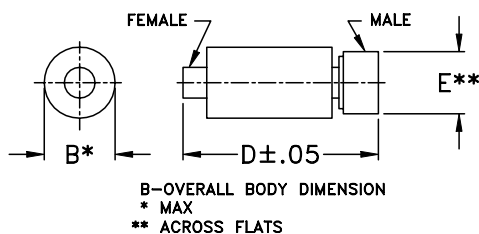
## Applications

- harmonic rejection
- transmitters/receivers
- lab use

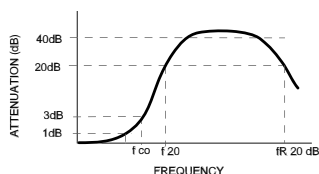
## Low Pass Filter Electrical Specifications (T<sub>AMB</sub>=25°C)

MODEL NO.	PASSBAND (MHz) (loss < 1 dB) Max.	fco, MHz Nom. (loss 3 dB) Typ.	STOP BAND (MHz) (loss, dB)			VSWR (:1)		NO. OF SECTIONS
			f 20 Min.	30 Typ.	fr 20 Typ.	Stopband Typ.	Passband Typ.	
VLF-1400	DC-1400	1700	1975	2050-6600	6800	20	1.2	7

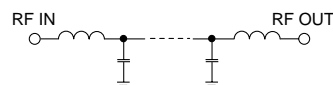
## Outline Drawing



## typical frequency response



## schematic



## Typical Performance Data at 25°C

Frequency (MHz)	Insertion Loss (dB)	VSWR (:1)
100.00	0.11	1.02
500.00	0.24	1.08
1000.00	0.41	1.11
1400.00	0.72	1.22
1700.00	3.20	3.20
1975.00	24.77	16.89
2000.00	28.65	17.39
2050.00	38.72	17.75
2500.00	34.93	17.75
3000.00	37.62	24.14
4000.00	50.70	39.49
5000.00	45.47	30.49
6600.00	34.00	18.70
6800.00	26.51	16.56
7000.00	16.88	10.89

## Outline Dimensions (inch mm)

B	D	E	wt.
.410	1.43	.312	grams
10.41	36.32	7.92	10.0

