

Coaxial

# Low Pass Filter

DC to 300 MHz (40 dB Isolation up to 20 GHz)

**NEW!**  
VLFX-300

## Maximum Ratings

Operating Temperature -55°C to 100°C

Storage Temperature -55°C to 100°C

RF Power Input\* 10W max. at 25°C

\*Passband rating, derate linearly to 3.5W at 100°C ambient.

## Features

- very good isolation, 40 dB up to 20 GHz
- 21 sections
- temperature stable LTCC internal structure
- patent pending
- re-entry frequency > 20 GHz
- rugged stainless steel unibody

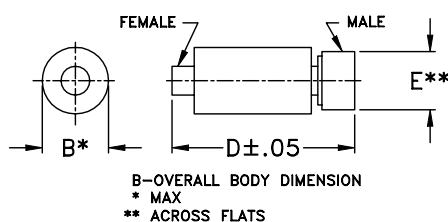


CASE STYLE: FF1118  
PRICE: \$ 39.95 ea. QTY (1-9)

## Applications

- harmonic rejection
- transmitters/receivers
- lab use
- test instrumentation

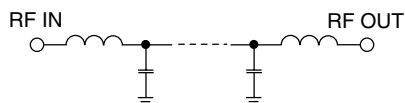
## Outline Drawing



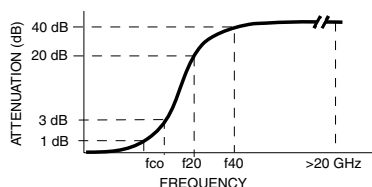
## Outline Dimensions (inch/mm)

B	D	E	wt.
.39	2.67	.312	grams
9.91	67.82	7.92	17.0

## Functional Schematic



## Typical Frequency Response

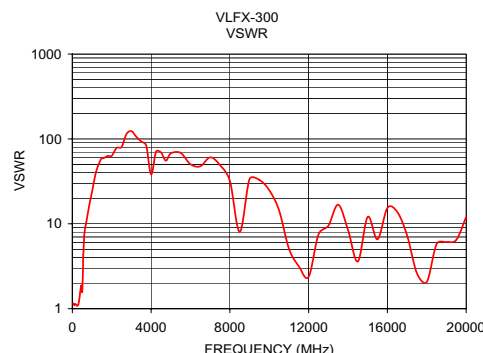
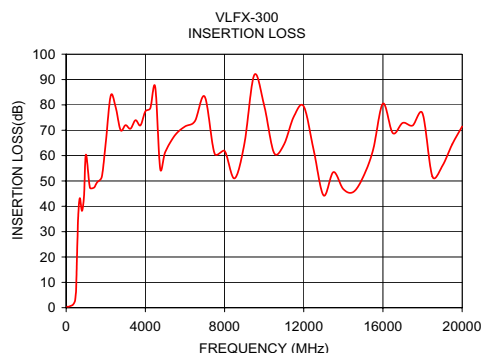


## Low Pass Filter Electrical Specifications @ 25°C

MODEL NO.	PASSBAND (MHz) (Loss < 1.2dB) Max.	fco, MHz Nom (Loss 3 dB) Typ	STOPBAND (MHz) (Loss, dB)		VSWR (:1)		NO. OF SECTIONS
			f20 Min.	f40 Typ.	Stopband Typ.	Passband Typ.	
VLFX-300	DC-300	450	580	850-20000	10	1.15	21

## Typical Performance Data @ 25°C

Frequency (MHz)	Insertion Loss (dB)	VSWR (:1)
50	0.38	1.16
100	0.39	1.09
200	0.64	1.11
300	0.95	1.11
350	1.21	1.28
400	1.79	1.58
450	2.85	1.88
500	6.46	1.56
550	21.32	4.16
650	41.12	8.93
800	38.18	13.79
900	44.02	18.40
1000	60.37	23.84
2500	79.10	80.35
5000	61.32	67.53
7500	60.77	49.08
10000	79.72	24.86
12500	62.16	7.48
15000	51.60	12.04
20000	71.48	12.03



**Mini-Circuits®**

Distribution Centers NORTH AMERICA 800-654-7949 • 417-335-5935 • Fax 417-335-5945 • EUROPE 44-1252-832600 • Fax 44-1252-837010

Mini-Circuits ISO 9001 & ISO 14001 Certified

INTERNET <http://www.minicircuits.com>

P.O. Box 350166, Brooklyn, New York 11235-0003 (718) 934-4500 Fax (718) 332-4661

REV. OR  
M96318  
VLFX-300  
EDU-0399  
ED-11930A/4  
URJ/AD/CP  
050119