


Coaxial

# Power Splitter/Combiner

10 Way-0° 50Ω

800 to 900 MHz

ZC10PD-900



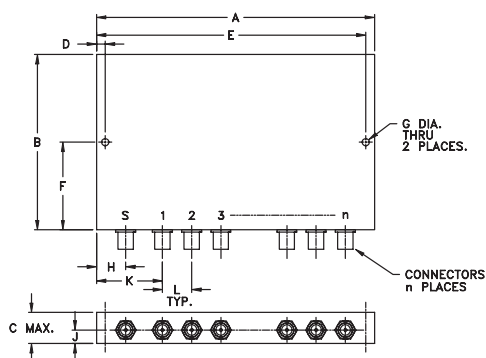
## Maximum Ratings

Operating Temperature	-55°C to 100°C
Storage Temperature	-55°C to 100°C
Power Input (as a splitter)	10W max.
Internal Dissipation	1.5W max.

## Coaxial Connections

SUM PORT	S
PORT 1,2,3.....,10	1,2,3.....,10

## Outline Drawing



## Outline Dimensions (inch/mm)

A	B	C	D	E	F
6.13	3.00	.53	.162	5.962	1.500
155.70	76.20	13.46	4.11	151.43	38.10
G	H	J	K	L	wt
.116	.50	.25	1.13	.500	grams
2.95	12.70	6.35	28.70	12.70	215

## Features

- good isolation, 25dB typ.
- up to 10W power input as splitter
- rugged, shielded case

## Applications

- cellular
- UHF
- signal processing
- communication systems

CASE STYLE: AB204

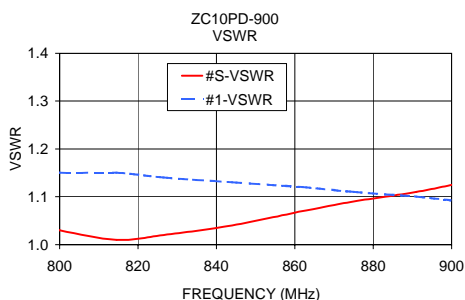
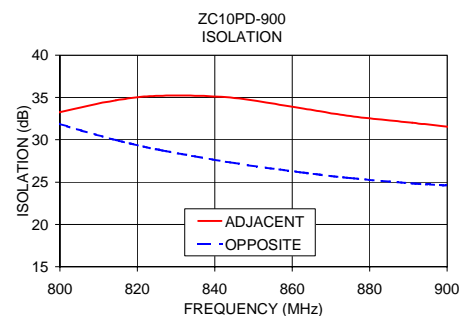
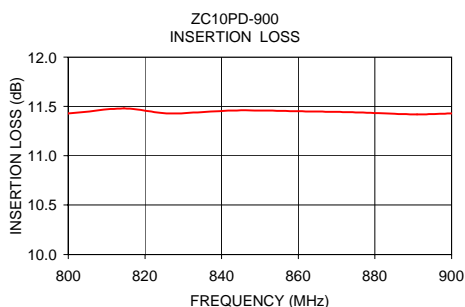
Connectors	Model	Price	Qty.
SMA	ZC10PD-900-S	\$178.95	(1-9)

## Splitter Electrical Specifications

FREQ. RANGE (MHz)	ISOLATION (dB)	INSERTION LOSS (dB) ABOVE 10 dB	AMPLITUDE UNBALANCE (dB)
$f_L$ - $f_U$	Typ. Min.	Typ. Max.	Max.
800-900	25 20	1.5 2.0	0.8

## Typical Performance Data

Frequency (MHz)	Insertion Loss (dB)	Amplitude Unbalance (dB)	Isolation (dB)		VSWR S	VSWR 1
			1-2	1-5		
750.00	11.41	0.37	27.37	35.92	1.11	1.17
767.50	11.45	0.31	29.27	36.54	1.09	1.17
785.50	11.43	0.29	31.56	34.08	1.06	1.16
800.00	11.43	0.27	33.26	31.85	1.03	1.15
814.50	11.48	0.28	34.67	29.97	1.01	1.15
826.50	11.43	0.30	35.21	28.75	1.02	1.14
844.00	11.46	0.25	34.99	27.33	1.04	1.13
862.00	11.45	0.25	33.76	26.17	1.07	1.12
875.00	11.44	0.27	32.81	25.49	1.09	1.11
891.00	11.42	0.32	32.01	24.85	1.11	1.10
903.00	11.43	0.33	31.41	24.52	1.13	1.09
920.50	11.40	0.41	30.62	24.07	1.16	1.08
938.00	11.43	0.40	30.15	23.81	1.19	1.06
944.00	11.42	0.40	29.95	23.70	1.20	1.06
950.00	11.43	0.39	29.85	23.63	1.21	1.06



## electrical schematic

