

High IP3

Low Noise Amplifier

50Ω 650 to 1200 MHz

NEW!

ZRL-1200

Maximum Ratings

Operating Temperature	-40°C to 80°C case -40°C to 60°C ambient
Storage Temperature	-55°C to 100°C
DC Voltage	+17V max.

Features

- high IP3, +46 dBm typ.
- low noise figure, 2.0 dB typ.
- broadband flat gain response
- internal voltage regulated
- over voltage and transient protected

Applications

- low noise, high dynamic range
- analog/digital cellular
- PCS, GSM, TDMA, CDMA
- UHF television
- driver amplifier

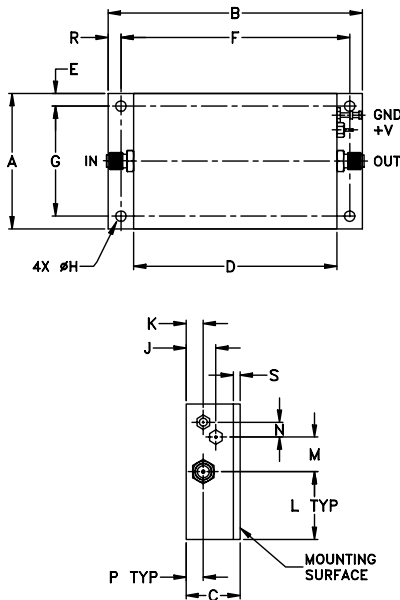


BLUE CELL™

CASE STYLE: FJ893

PRICE: \$119.95 ea. QTY (1-9)

Outline Drawing



Outline Dimensions (inch)

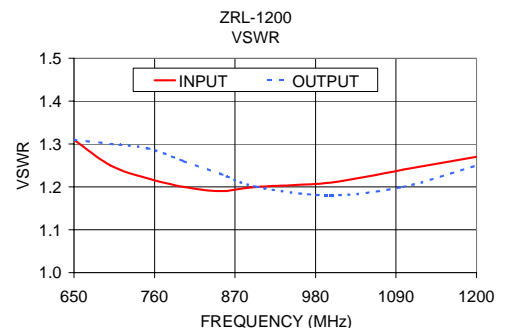
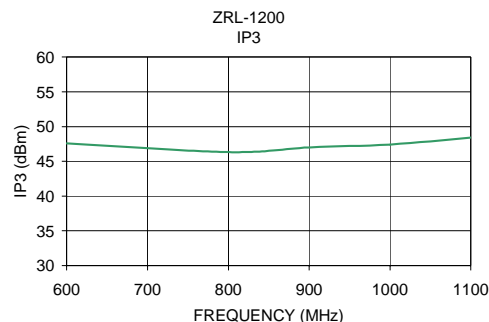
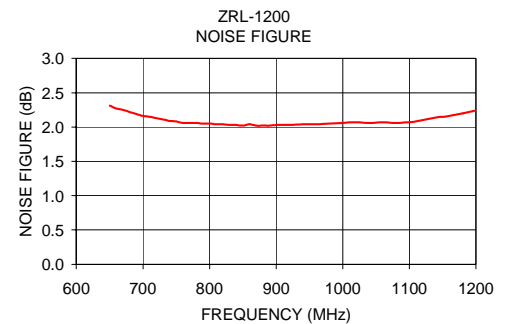
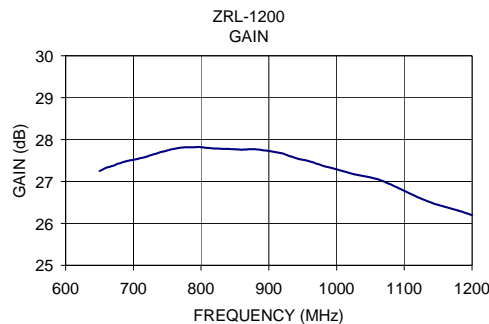
A	B	C	D	E	F	G	H	J
2.00	3.75	.80	3.00	.19	3.374	1.624	.156	.44
50.80	95.25	20.32	76.20	4.83	85.70	41.25	3.96	11.18
K	L	M	N	P	Q	R	S	wt.
.26	1.00	.51	.22	.26	—	.19	.10	grams
6.60	25.40	12.95	5.59	6.60	—	4.83	2.54	135

Electrical Specifications (T_{AMB} = 25°C)

FREQ. RANGE (MHz)	GAIN (dB)		NOISE FIGURE (dB)		MAXIMUM POWER (dBm)		IP3		VSWR (:1)	DIRECTIVITY (dB)	DC POWER			
							Intercept Point	dBm						
	f _L - f _U	Typ.	Min.	Flatness Typ.	Max.	Typ.	Min.	Output (1 dB Comp.) Input (no damage)	IP3 dBm Typ.*	Typ.	In	Out	Volt† Typ.	Max. Current (mA)
650-1200	27.5	25	±0.6	±1.0	2.0	3.0	24.3	23.5	+10	46	1.20	1.25	18	12 550
800-950	28	26	±0.4	±0.8	2.0	3.0	24.3	23.5	+10	46	1.20	1.20	18	12 550

* 1MHz tone spacing

[†] Other voltages available in the 6.5 to 17V range, please contact factory.



Mini-Circuits®

Distribution Centers NORTH AMERICA 800-654-7949 • 417-335-5935 • Fax 417-335-5945 • EUROPE 44-1252-832600 • Fax 44-1252-837010

ISO 9001 CERTIFIED

INTERNET <http://www.minicircuits.com>

P.O. Box 350166, Brooklyn, New York 11235-0003 (718) 934-4500 Fax (718) 332-4661

REV. E
M92817
ZRL-1200
EDB010904/2
BLUEC/TD/CP
040608