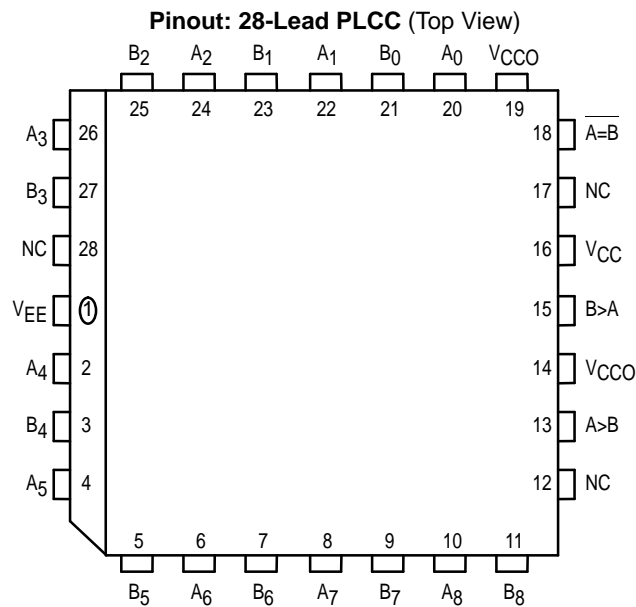


# 9-Bit Magnitude Comparator

The MC10E/100E166 is a 9-bit magnitude comparator which compares the binary value of two 9-bit words and indicates whether one word is greater than, or equal to, the other.

- 1100ps Max.  $A=B$
- Extended 100E  $V_{EE}$  Range of  $-4.2V$  to  $-5.46V$
- 75k $\Omega$  Input Pulldown Resistors

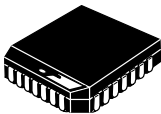


## PIN NAMES

Pin	Function
$A_0 - A_8$	A Data Inputs
$B_0 - B_8$	B Data Inputs
$A > B$	A Greater than B Output
$B > A$	B Greater than A Output
$A = B$	A Equal to B Output (active-LOW)

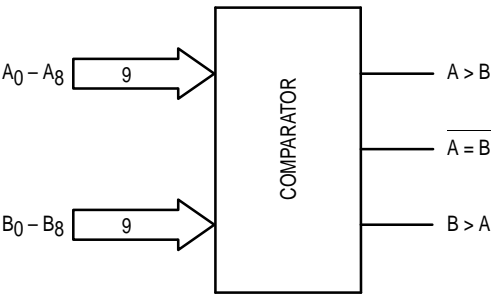
MC10E166  
MC100E166

9-BIT MAGNITUDE  
COMPARATOR



FN SUFFIX  
PLASTIC PACKAGE  
CASE 776-02

## LOGIC DIAGRAM



**DC CHARACTERISTICS** ( $V_{EE} = V_{EE}(\text{min})$  to  $V_{EE}(\text{max})$ ;  $V_{CC} = V_{CCO} = \text{GND}$ )

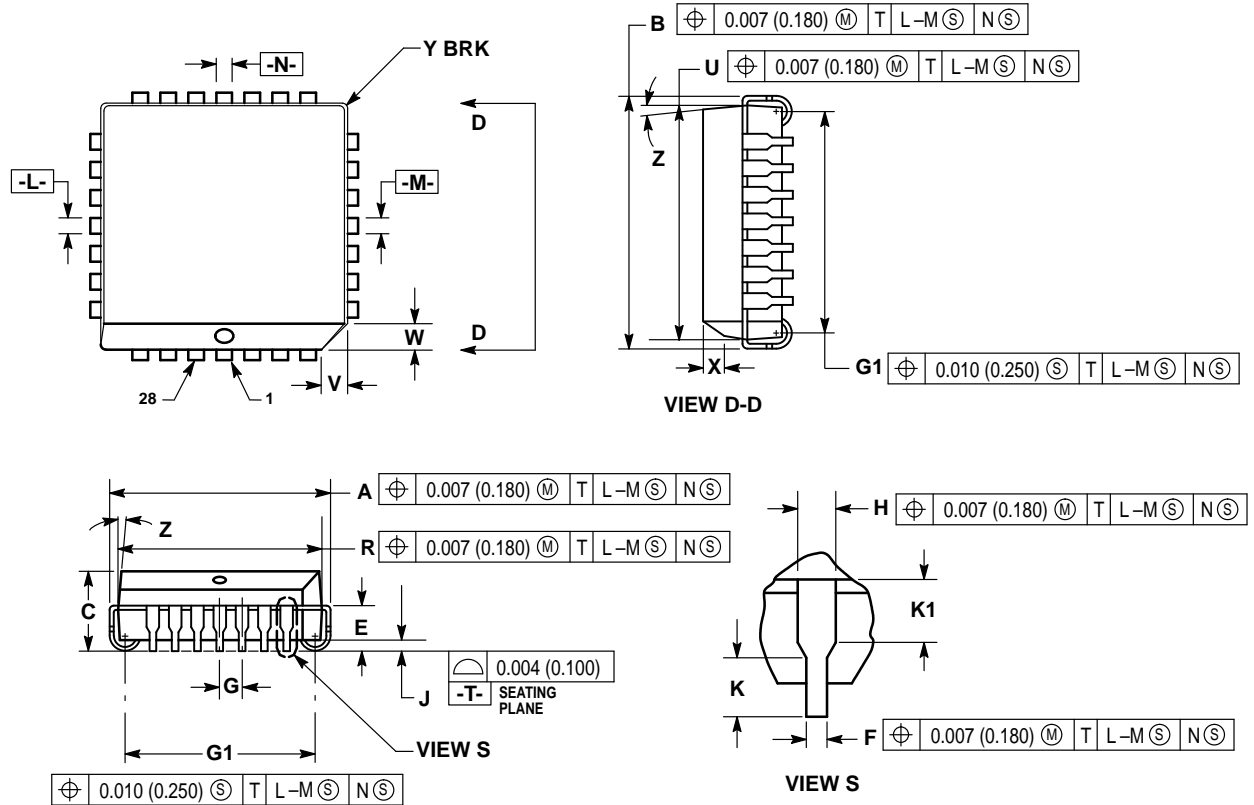
Symbol	Characteristic	0°C			25°C			85°C			Unit	Condition
		min	typ	max	min	typ	max	min	typ	max		
$I_{IH}$	Input HIGH Current			150			150			150	$\mu\text{A}$	
$I_{EE}$	Power Supply Current										$\text{mA}$	
	10E		113	156		113	156		113	156		
	100E		113	156		113	156		130	156		

**AC CHARACTERISTICS** ( $V_{EE} = V_{EE}(\text{min})$  to  $V_{EE}(\text{max})$ ;  $V_{CC} = V_{CCO} = \text{GND}$ )

Symbol	Characteristic	0°C			25°C			85°C			Unit	Condition
		min	typ	max	min	typ	max	min	typ	max		
$t_{PLH}$	Propagation Delay to Output										$\text{ps}$	
$t_{PHL}$	D to A = B	500	750	1100	500	750	1100	500	750	1100		
	D to A < B, A > B	500	850	1400	500	850	1400	500	850	1400		
$t_r$	Rise/Fall Time										$\text{ps}$	
$t_f$	20 - 80%	300	450	800	300	450	800	300	450	800		

## OUTLINE DIMENSIONS


FN SUFFIX  
PLASTIC PLCC PACKAGE  
CASE 776-02  
ISSUE D



## NOTES:

- DATUMS -L-, -M-, AND -N- DETERMINED WHERE TOP OF LEAD SHOULDER EXITS PLASTIC BODY AT MOLD PARTING LINE.
- DIM G1, TRUE POSITION TO BE MEASURED AT DATUM -T-, SEATING PLANE.
- DIM R AND U DO NOT INCLUDE MOLD FLASH. ALLOWABLE MOLD FLASH IS 0.010 (0.250) PER SIDE.
- DIMENSIONING AND TOLERANCING PER ANSI Y14.5M, 1982.
- CONTROLLING DIMENSION: INCH.
- THE PACKAGE TOP MAY BE SMALLER THAN THE PACKAGE BOTTOM BY UP TO 0.012 (0.300). DIMENSIONS R AND U ARE DETERMINED AT THE OUTERMOST EXTREMES OF THE PLASTIC BODY EXCLUSIVE OF MOLD FLASH, TIE BAR BURRS, GATE BURRS AND INTERLEAD FLASH, BUT INCLUDING ANY MISMATCH BETWEEN THE TOP AND BOTTOM OF THE PLASTIC BODY.
- DIMENSION H DOES NOT INCLUDE DAMBAR PROTRUSION OR INTRUSION. THE DAMBAR PROTRUSION(S) SHALL NOT CAUSE THE H DIMENSION TO BE GREATER THAN 0.037 (0.940). THE DAMBAR INTRUSION(S) SHALL NOT CAUSE THE H DIMENSION TO BE SMALLER THAN 0.025 (0.635).

DIM	INCHES		MILLIMETERS	
	MIN	MAX	MIN	MAX
A	0.485	0.495	12.32	12.57
B	0.485	0.495	12.32	12.57
C	0.165	0.180	4.20	4.57
E	0.090	0.110	2.29	2.79
F	0.013	0.019	0.33	0.48
G	0.050	BSC	1.27	BSC
H	0.026	0.032	0.66	0.81
J	0.020	—	0.51	—
K	0.025	—	0.64	—
R	0.450	0.456	11.43	11.58
U	0.450	0.456	11.43	11.58
V	0.042	0.048	1.07	1.21
W	0.042	0.048	1.07	1.21
X	0.042	0.056	1.07	1.42
Y	—	0.020	—	0.50
Z	2°	10°	2°	10°
G1	0.410	0.430	10.42	10.92
K1	0.040	—	1.02	—

Motorola reserves the right to make changes without further notice to any products herein. Motorola makes no warranty, representation or guarantee regarding the suitability of its products for any particular purpose, nor does Motorola assume any liability arising out of the application or use of any product or circuit, and specifically disclaims any and all liability, including without limitation consequential or incidental damages. "Typical" parameters which may be provided in Motorola data sheets and/or specifications can and do vary in different applications and actual performance may vary over time. All operating parameters, including "Typicals" must be validated for each customer application by customer's technical experts. Motorola does not convey any license under its patent rights nor the rights of others. Motorola products are not designed, intended, or authorized for use as components in systems intended for surgical implant into the body, or other applications intended to support or sustain life, or for any other application in which the failure of the Motorola product could create a situation where personal injury or death may occur. Should Buyer purchase or use Motorola products for any such unintended or unauthorized application, Buyer shall indemnify and hold Motorola and its officers, employees, subsidiaries, affiliates, and distributors harmless against all claims, costs, damages, and expenses, and reasonable attorney fees arising out of, directly or indirectly, any claim of personal injury or death associated with such unintended or unauthorized use, even if such claim alleges that Motorola was negligent regarding the design or manufacture of the part. Motorola and  are registered trademarks of Motorola, Inc. Motorola, Inc. is an Equal Opportunity/Affirmative Action Employer.

**How to reach us:**

**USA/EUROPE/Locations Not Listed:** Motorola Literature Distribution;  
P.O. Box 20912; Phoenix, Arizona 85036. 1-800-441-2447 or 602-303-5454

**MFAX:** RMFAX0@email.sps.mot.com – TOUCHTONE 602-244-6609  
**INTERNET:** <http://Design-NET.com>

**JAPAN:** Nippon Motorola Ltd.; Tatsumi-SPD-JLDC, 6F Seibu-Butsuryu-Center,  
3-14-2 Tatsumi Koto-Ku, Tokyo 135, Japan. 03-81-3521-8315

**ASIA/PACIFIC:** Motorola Semiconductors H.K. Ltd.; 8B Tai Ping Industrial Park,  
51 Ting Kok Road, Tai Po, N.T., Hong Kong. 852-26629298

