

Product Preview
**1:2 Fanout Differential PECL
to TTL Translator**

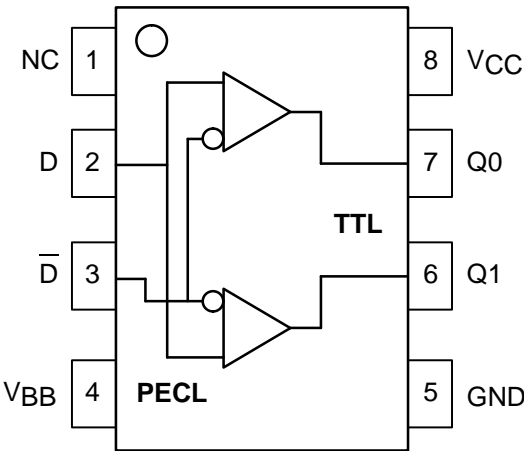
The MC10ELT/100ELT26 is a 1:2 fanout differential PECL to TTL translator. Because PECL (Positive ECL) levels are used only +5V and ground are required. The small outline 8-lead SOIC package and the 1:2 fanout design of the ELT23 makes it ideal for applications which require the low skew duplication of a signal in a tightly packed PC board. Because the mature MOSAIC 1.5 process is used, low cost can be added to the list of features.

The V_{BB} output allows the ELT26 to also be used in a single-ended input mode. In this mode the V_{BB} output is tied to the IN input for a non-inverting buffer or the IN input for an inverting buffer. If used the V_{BB} pin should be bypassed to ground via a $0.01\mu\text{F}$ capacitor.

The ELT26 is available in both ECL standards: the 10ELT is compatible with positive MECL 10H logic levels while the 100ELT is compatible with positive ECL 100K logic levels.

- 3.5ns Typical Propagation Delay
- <500ps Typical Output to Output Skew
- Differential PECL Inputs
- Small Outline SOIC Package
- 24mA TTL Outputs
- Flow Through Pinouts

LOGIC DIAGRAM AND PINOUT ASSIGNMENT



**MC10ELT26
MC100ELT26**



D SUFFIX
PLASTIC SOIC PACKAGE
CASE 751-05

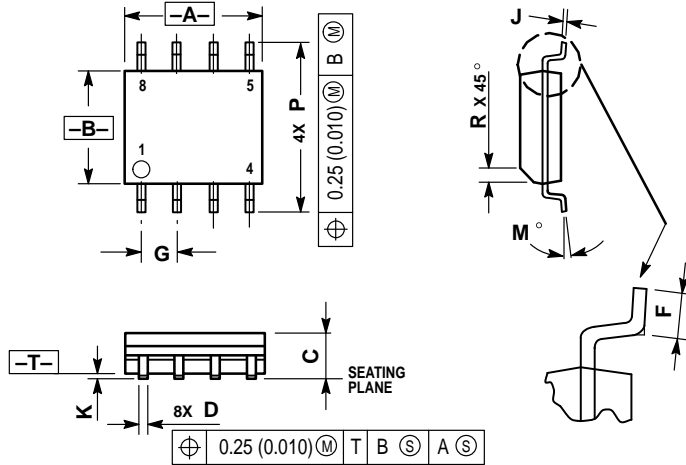
PIN DESCRIPTION

PIN	FUNCTION
Qn	TTL Outputs
D	Diff PECL Input
VCC	+5.0V Supply
VBB	Reference Output
GND	Ground




OUTLINE DIMENSIONS

D SUFFIX
PLASTIC SOIC PACKAGE
CASE 751-05
ISSUE P



- NOTES:
1. DIMENSIONS A AND B ARE DATUMS AND T IS A DATUM SURFACE.
 2. DIMENSIONING AND TOLERANCING PER ANSI Y14.5M, 1982.
 3. DIMENSIONS ARE IN MILLIMETER.
 4. DIMENSION A AND B DO NOT INCLUDE MOLD PROTRUSION.
 5. MAXIMUM MOLD PROTRUSION 0.15 PER SIDE.
 6. DIMENSION D DOES NOT INCLUDE MOLD PROTRUSION. ALLOWABLE DAMBAR PROTRUSION SHALL BE 0.127 TOTAL IN EXCESS OF THE D DIMENSION AT MAXIMUM MATERIAL CONDITION.

DIM	MILLIMETERS	
	MIN	MAX
A	4.80	5.00
B	3.80	4.00
C	1.35	1.75
D	0.35	0.49
E	0.40	1.25
G	1.27 BSC	
J	0.18	0.25
K	0.10	0.25
M	0 °	7 °
P	5.80	6.20
R	0.25	0.50

Motorola reserves the right to make changes without further notice to any products herein. Motorola makes no warranty, representation or guarantee regarding the suitability of its products for any particular purpose, nor does Motorola assume any liability arising out of the application or use of any product or circuit, and specifically disclaims any and all liability, including without limitation consequential or incidental damages. "Typical" parameters which may be provided in Motorola data sheets and/or specifications can and do vary in different applications and actual performance may vary over time. All operating parameters, including "Typicals" must be validated for each customer application by customer's technical experts. Motorola does not convey any license under its patent rights nor the rights of others. Motorola products are not designed, intended, or authorized for use as components in systems intended for surgical implant into the body, or other applications intended to support or sustain life, or for any other application in which the failure of the Motorola product could create a situation where personal injury or death may occur. Should Buyer purchase or use Motorola products for any such unintended or unauthorized application, Buyer shall indemnify and hold Motorola and its officers, employees, subsidiaries, affiliates, and distributors harmless against all claims, costs, damages, and expenses, and reasonable attorney fees arising out of, directly or indirectly, any claim of personal injury or death associated with such unintended or unauthorized use, even if such claim alleges that Motorola was negligent regarding the design or manufacture of the part. Motorola and  are registered trademarks of Motorola, Inc. Motorola, Inc. is an Equal Opportunity/Affirmative Action Employer.

How to reach us:
USA/EUROPE/Locations Not Listed: Motorola Literature Distribution;
P.O. Box 20912; Phoenix, Arizona 85036. 1-800-441-2447 or 602-303-5454

MFAX: RMFAX0@email.sps.mot.com – TOUCHTONE 602-244-6609
INTERNET: <http://Design-NET.com>

JAPAN: Nippon Motorola Ltd.; Tatsumi-SPD-JLDC, 6F Seibu-Butsuryu-Center,
3-14-2 Tatsumi Koto-Ku, Tokyo 135, Japan. 03-81-3521-8315

ASIA/PACIFIC: Motorola Semiconductors H.K. Ltd.; 8B Tai Ping Industrial Park,
51 Ting Kok Road, Tai Po, N.T., Hong Kong. 852-26629298

