

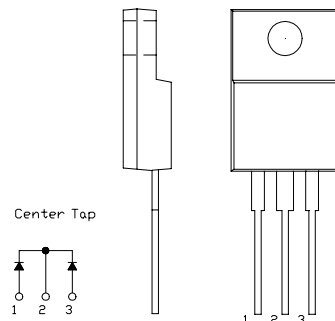
6A 90V

SBD Type : FCH06A09

OUTLINE DRAWING

構造 : ショットキーバリアダイオード(SBD)
Construction: Schottky barrier Diode
カソード コモン型

用途 : 高周波整流用
Application : High Frequency Rectification



最大定格 / Maximum Ratings

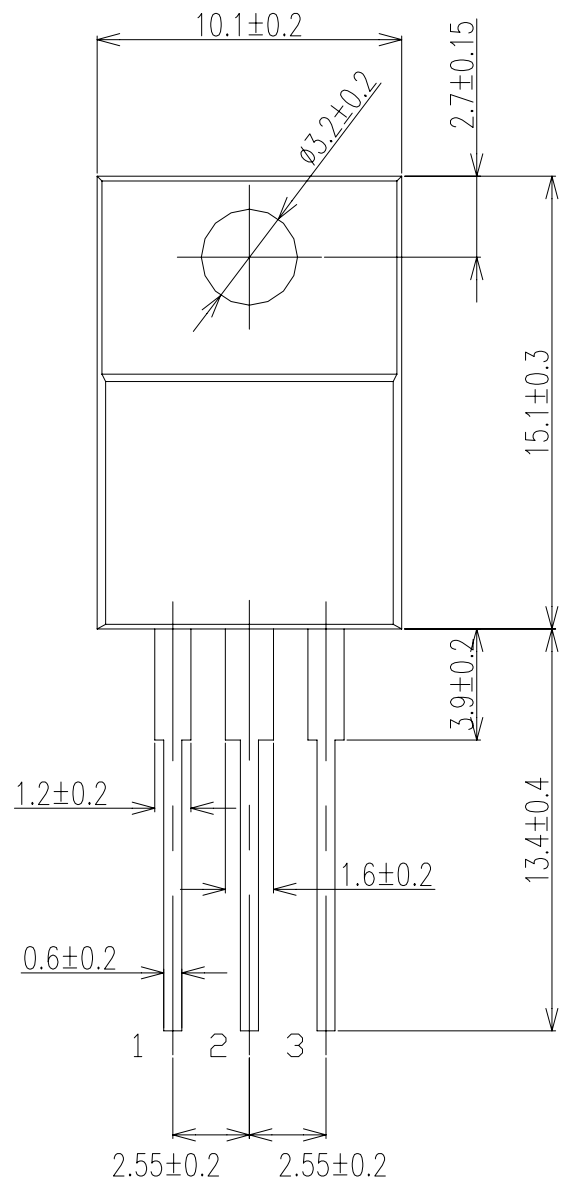
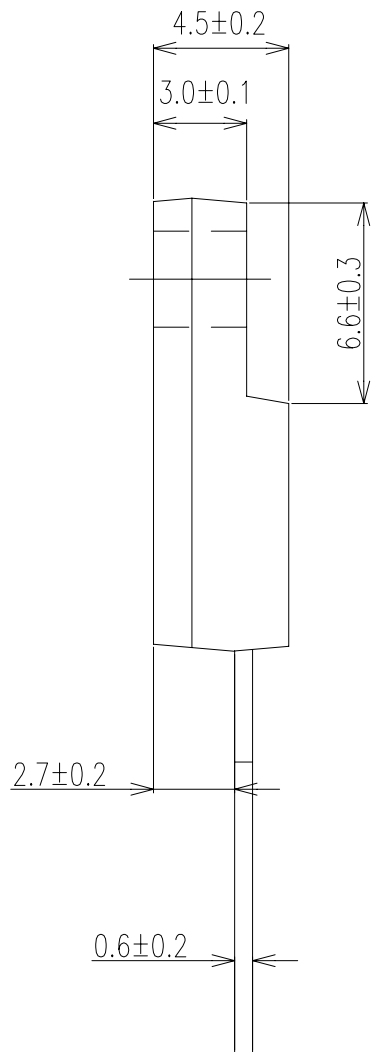
Approx Net Weight:1.75g

Rating	Symbol	FCH06A09			Unit
くり返しピーク逆電圧 Repetitive Peak Reverse Voltage	V _{RRM}	90			V
平均整流電流 Average Rectified Output Current	I _O	6	Tc=122	50 Hz, 正弦全波通電、抵抗負荷 Full Sine Wave ResistiveLoad	A
実効順電流 RMS Forward Current	I _{F(RMS)}	6.6			A
サージ順電流 Surge Forward Current	I _{FSM}	80	50 Hz 正弦全波, 1サイクル, 非くり返し Full Sine Wave, 1cycle, Non-repetitive		A
動作接合温度範囲 Operating JunctionTemperature Range	T _{jw}	- 40 ~ + 150			
保存温度範囲 Storage Temperature Range	T _{stg}	- 40 ~ + 150			
締め付けトルク Mounting torque	F _{tor}	0.5	推奨値 Recommended value		N・m

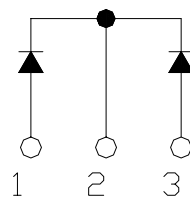
電氣的・熱的特性 / Electrical・Thermal Characteristics

Characteristics	Symbol	Conditions	Min	Typ	Max.	Unit
ピーク逆電流 Peak Reverse Current	I_{RM}	$T_j=25$, $V_{RM}=V_{RRM}$ per Diode	-	-	1	mA
ピーク順電圧 Peak Forward Voltage	V_{FM}	$T_j=25$, $I_{FM}=3A$ per Diode	-	-	0.85	V
熱抵抗 Thermal Resistance	$R_{th(j-c)}$	接合部・ケース間 Junction to Case	-	-	5	/W
	$R_{th(c-f)}$	ケース・フィン間 Case to Fin	-	-	1.5	

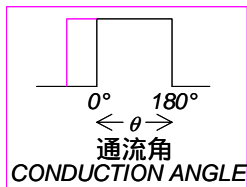
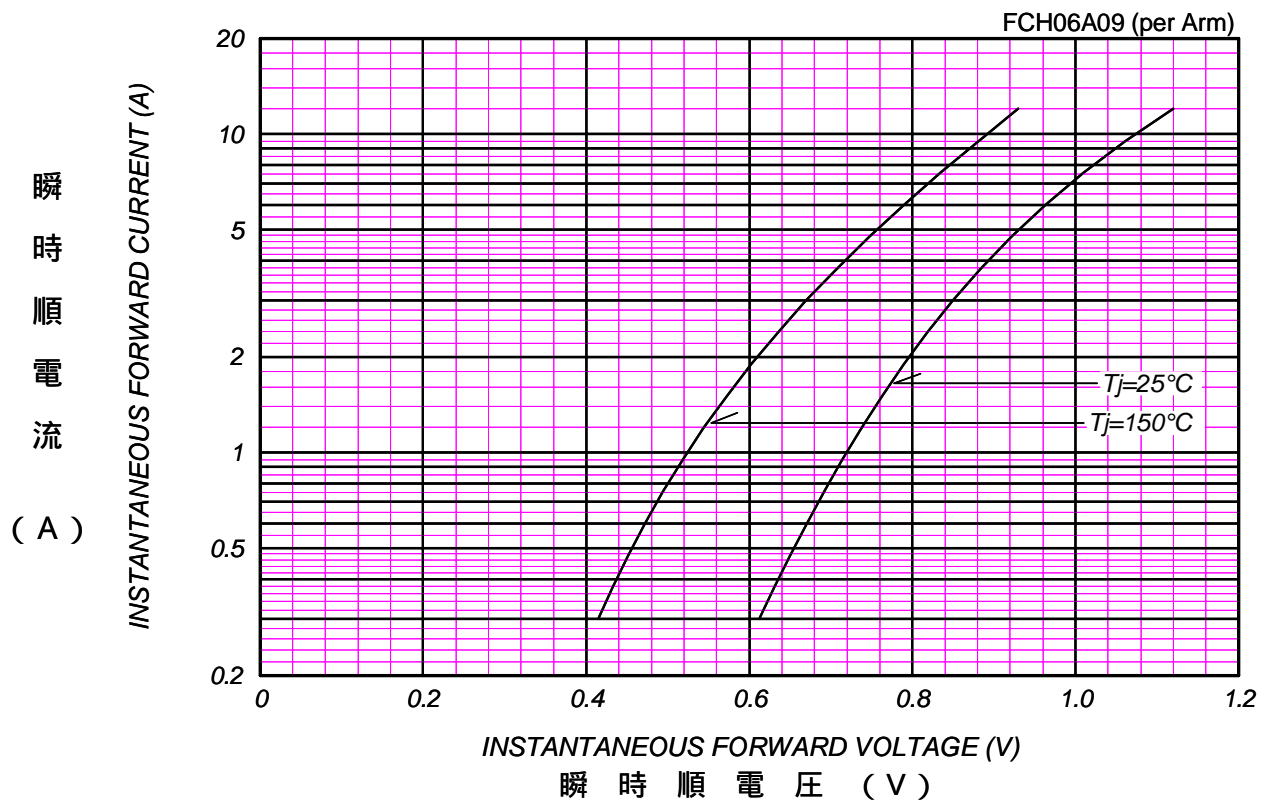
FCH_A_外形図 (mm)



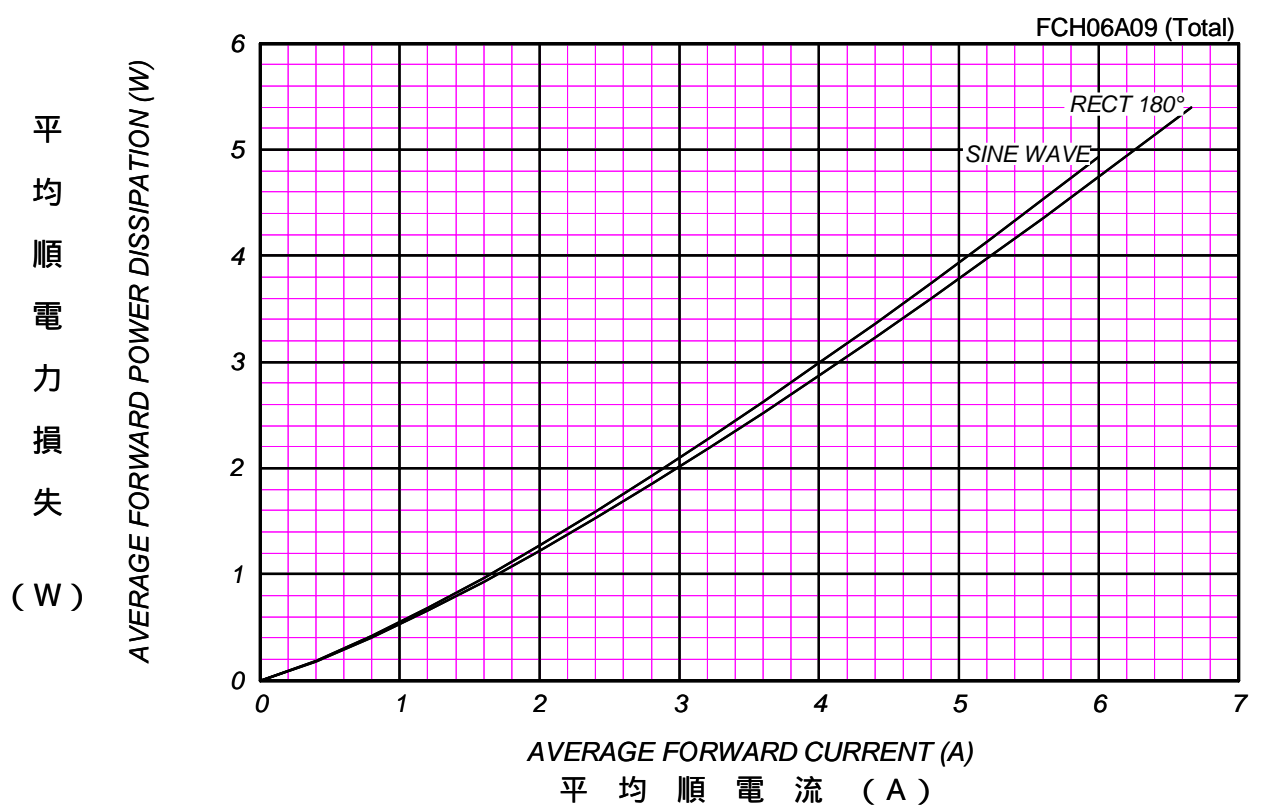
Center Tap



順電圧特性 FORWARD CURRENT VS. VOLTAGE

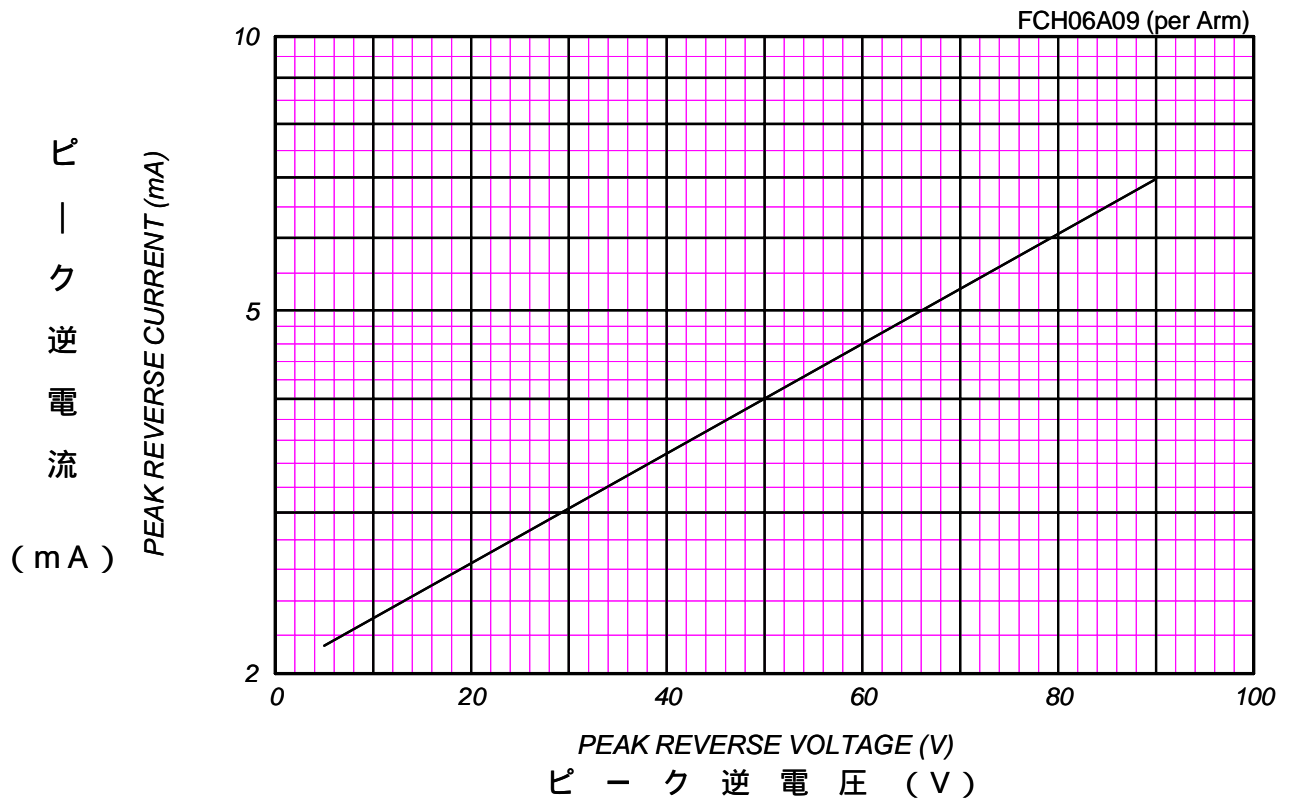


平均順電力損失特性 AVERAGE FORWARD POWER DISSIPATION

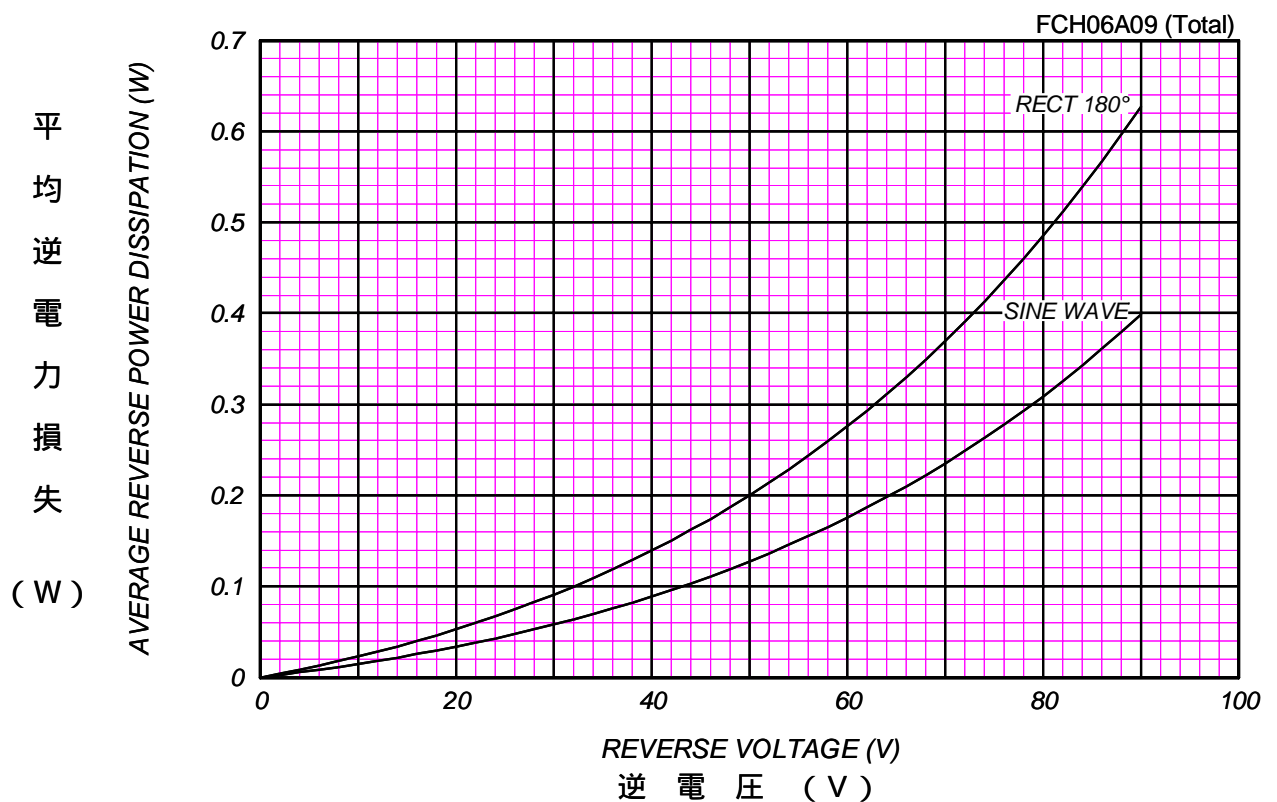


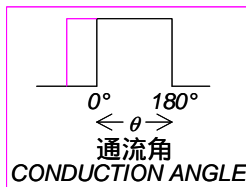
ピーク逆電流 - ピーク逆電圧特性
 PEAK REVERSE CURRENT VS. PEAK REVERSE VOLTAGE

$T_j = 150\text{ }^{\circ}\text{C}$



平均逆電力損失
 AVERAGE REVERSE POWER DISSIPATION



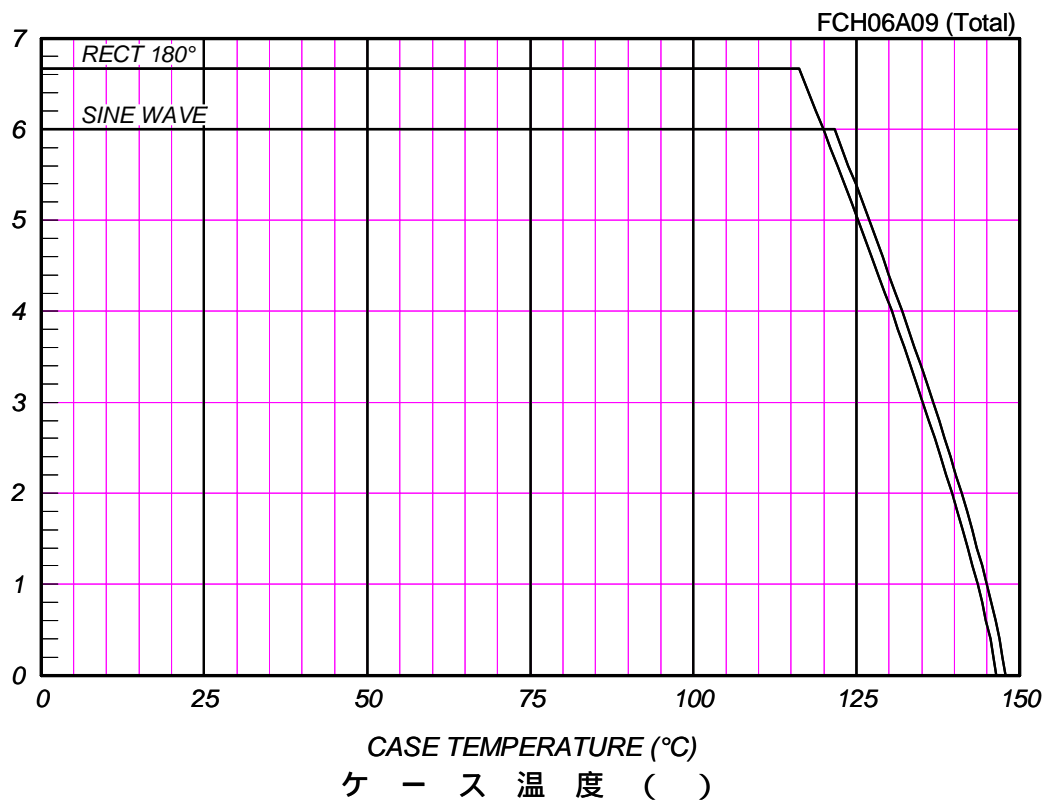


平均順電流 - ケース温度定格 AVERAGE FORWARD CURRENT VS. CASE TEMPERATURE

$V_{RM}=90V$

平均順電流
 (A)

AVERAGE FORWARD CURRENT (A)

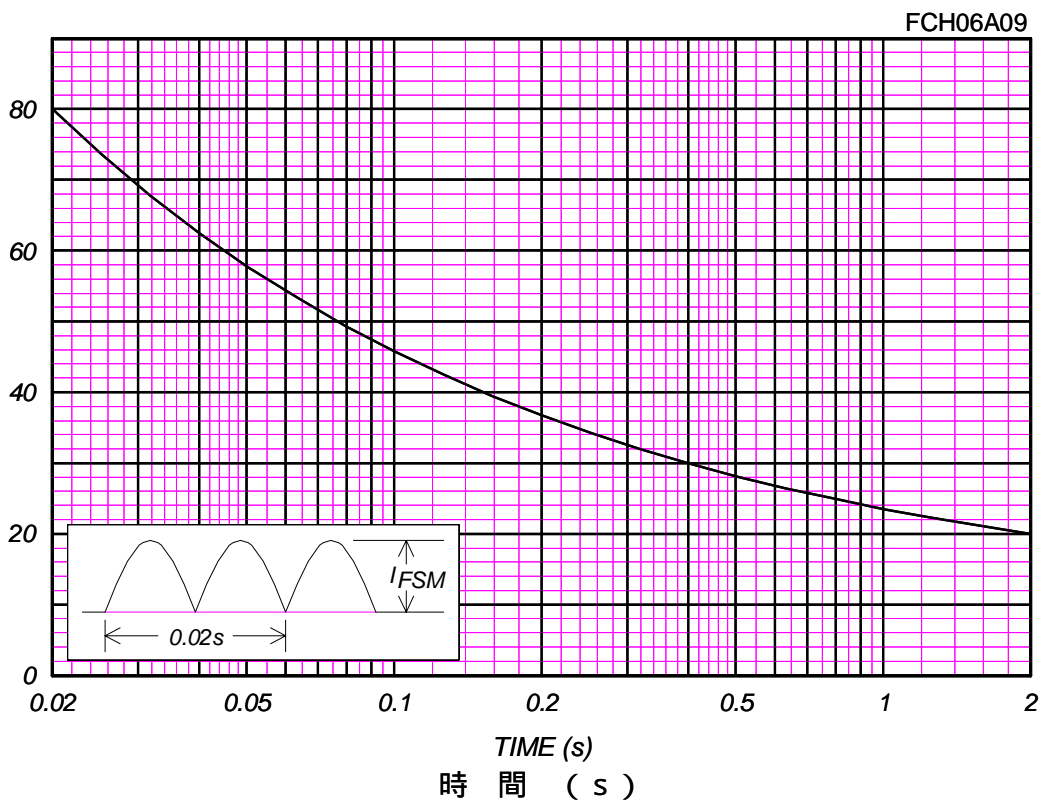


サージ順電流定格 SURGE CURRENT RATINGS

f=50Hz, Sine Wave, Non-Repetitive, No Load

サージ順電流
 (A)

SURGE FORWARD CURRENT (A)



接 合 容 量 特 性
JUNCTION CAPACITANCE VS. REVERSE VOLTAGE

$T_j=25^{\circ}\text{C}$, $V_m=20\text{mV}_{\text{RMS}}$, $f=100\text{kHz}$, Typical Value

FCH06A09 (per Arm)

