

BC447, BC449, BC449A

High Voltage Transistors

NPN Silicon



ON Semiconductor®

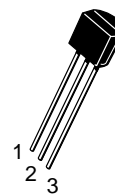
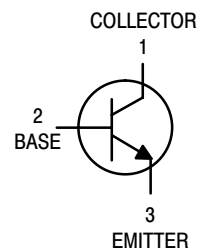
<http://onsemi.com>

MAXIMUM RATINGS

Rating	Symbol	Value	Unit
Collector-Emitter Voltage BC447 BC449, BC449A	V_{CEO}	80 100	Vdc
Collector-Base Voltage BC447 BC449, BC449A	V_{CBO}	80 100	Vdc
Emitter-Base Voltage	V_{EBO}	5.0	Vdc
Collector Current - Continuous	I_C	300	mA dc
Total Device Dissipation @ $T_A = 25^\circ\text{C}$ Derate above 25°C	P_D	625 5.0	mW mW/ $^\circ\text{C}$
Total Device Dissipation @ $T_C = 25^\circ\text{C}$ Derate above 25°C	P_D	1.5 12	Watts mW/ $^\circ\text{C}$
Operating and Storage Junction Temperature Range	T_J, T_{stg}	-55 to +150	$^\circ\text{C}$
Moisture Sensitivity Level (MSL) Electrostatic Discharge (ESD)	MSL: 1 NA		

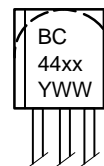
THERMAL CHARACTERISTICS

Characteristic	Symbol	Max	Unit
Thermal Resistance, Junction-to-Ambient	$R_{\theta JA}$	200	$^\circ\text{C/W}$
Thermal Resistance, Junction-to-Case	$R_{\theta JC}$	83.3	$^\circ\text{C/W}$



CASE 29
TO-92
STYLE 17

MARKING DIAGRAM



BC44xx = Specific Device Code
xx = 7, 9 or 9A
Y = Year
WW = Work Week

ORDERING INFORMATION

Device	Package	Shipping
BC447	TO-92	5000 Units/Box
BC449	TO-92	5000 Units/Box
BC449A	TO-92	5000 Units/Box

BC447, BC449, BC449A

ELECTRICAL CHARACTERISTICS (T_A = 25°C unless otherwise noted)

Characteristic	Symbol	Min	Typ	Max	Unit
----------------	--------	-----	-----	-----	------

OFF CHARACTERISTICS

Collector - Emitter Breakdown Voltage (Note 1) (I _C = 1.0 mA, I _B = 0)	BC447 BC449, BC449A	V _{(BR)CEO}	80 100	- -	- -	Vdc
Collector - Base Breakdown Voltage (I _C = 100 µA, I _E = 0)	BC447 BC449, BC449A	V _{(BR)CBO}	80 100	- -	- -	Vdc
Emitter - Base Breakdown Voltage (I _E = 10 µA, I _C = 0)		V _{(BR)EBO}	5.0	-	-	Vdc
Collector Cutoff Current (V _{CB} = 60 Vdc, I _E = 0) (V _{CB} = 80 Vdc, I _E = 0)	BC447 BC449, BC449A	I _{CBO}	- -	- -	100 100	nAdc

ON CHARACTERISTICS (Note 1)

DC Current Gain (I _C = 2.0 mA, V _{CE} = 5.0 Vdc)	BC447, BC449 BC449A	h _{FE}	50 120	- -	460 220	-
(I _C = 10 mA, V _{CE} = 5.0 Vdc)	BC447, BC449 BC449A		50 100	- -	- -	
(I _C = 100 mA, V _{CE} = 5.0 Vdc)	BC447, BC449 BC449A		50 60	- -	- -	
Collector - Emitter Saturation Voltage (I _C = 100 mA, I _B = 10 mA)		V _{CE(sat)}	-	0.125	0.25	Vdc
Base - Emitter Saturation Voltage (I _C = 100 mA, I _B = 10 mA)		V _{BE(sat)}	-	0.85	-	Vdc
Base - Emitter On Voltage (I _C = 2.0 mA, V _{CE} = 5.0 Vdc) (I _C = 100 mA, V _{CE} = 5.0 Vdc) (Note 1)		V _{BE(on)}	0.55 -	- 0.76	0.7 1.2	Vdc

DYNAMIC CHARACTERISTICS

Current - Gain - Bandwidth Product (I _C = 50 mA, V _{CE} = 5.0 Vdc, f = 100 MHz)		f _T	100	200	-	MHz
--	--	----------------	-----	-----	---	-----

1. Pulse Test: Pulse Width ≤ 300 µs, Duty Cycle 2%

BC447, BC449, BC449A

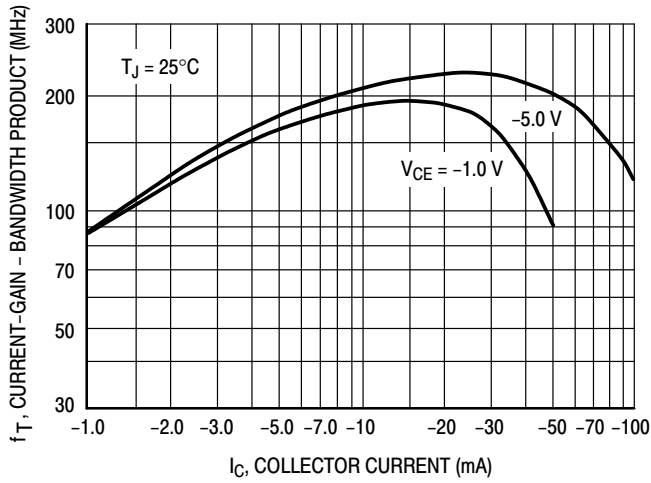


Figure 1. Current-Gain — Bandwidth Product

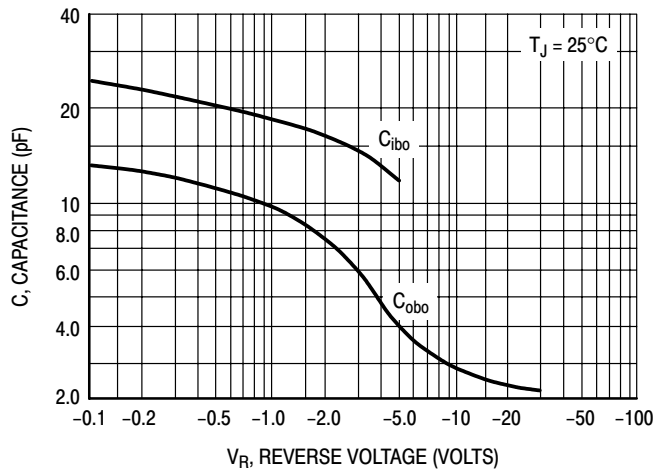


Figure 2. Capacitance

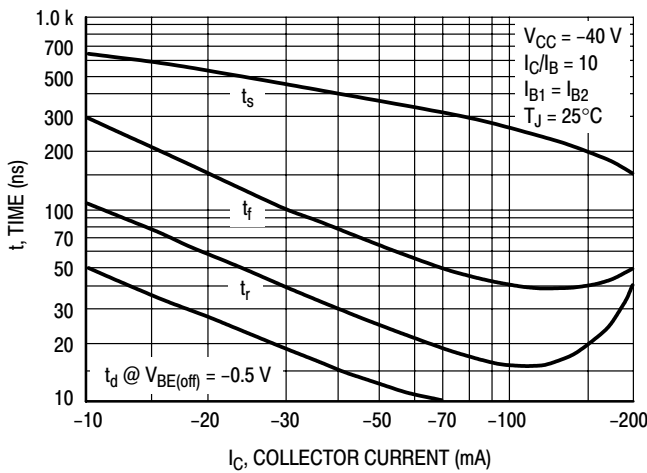


Figure 3. Switching Times

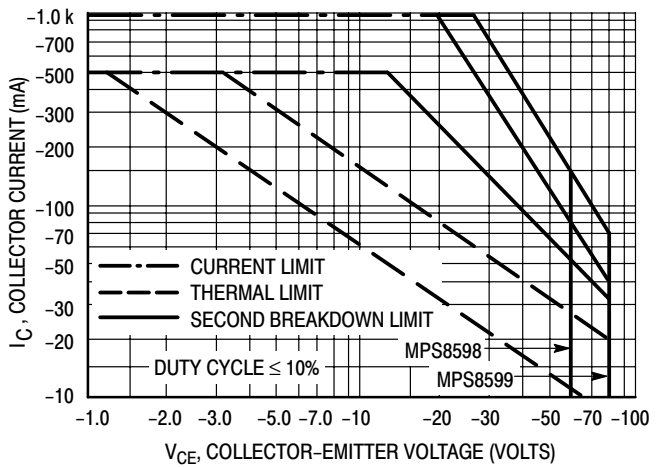


Figure 4. Active-Region Safe Operating Area

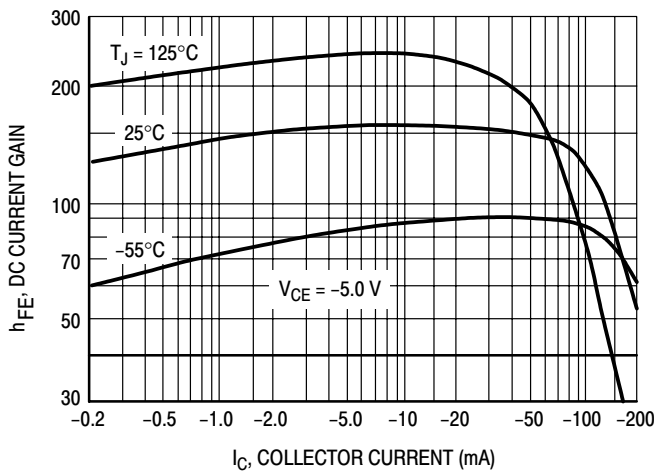


Figure 5. DC Current Gain

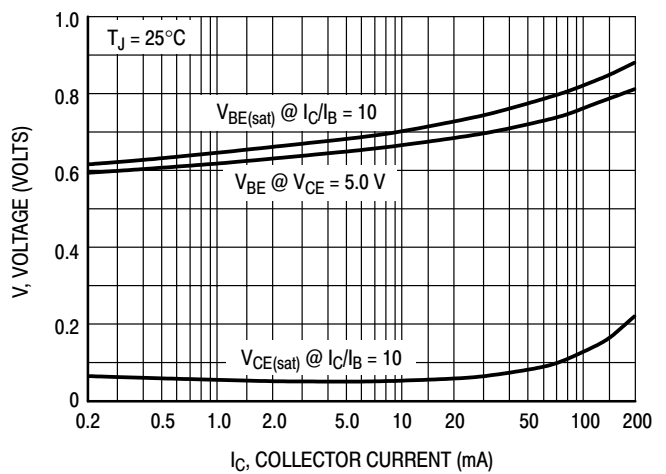


Figure 6. "ON" Voltages

BC447, BC449, BC449A

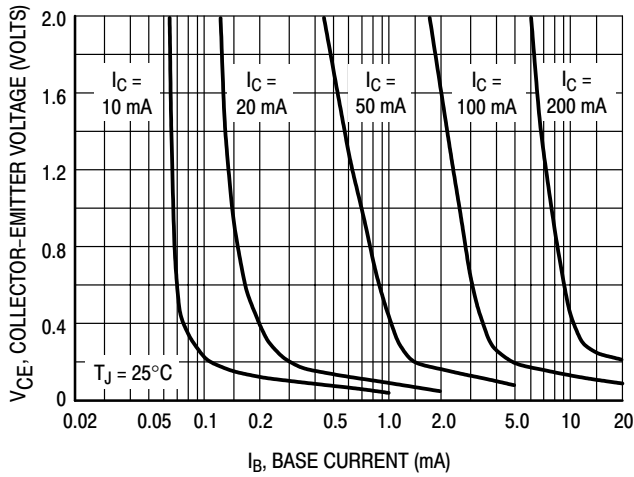


Figure 7. Collector Saturation Region

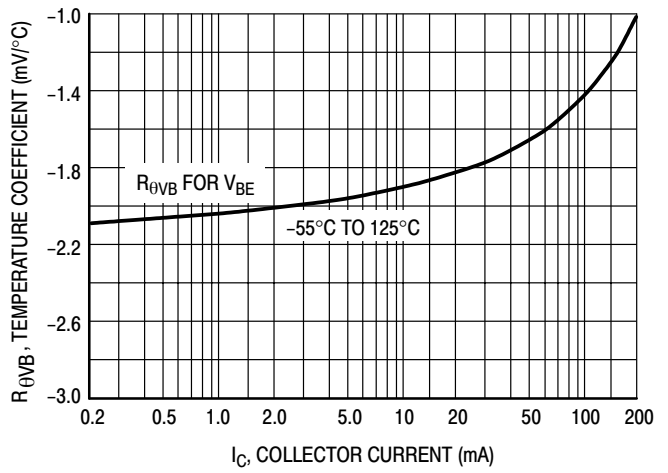


Figure 8. Base-Emitter Temperature Coefficient

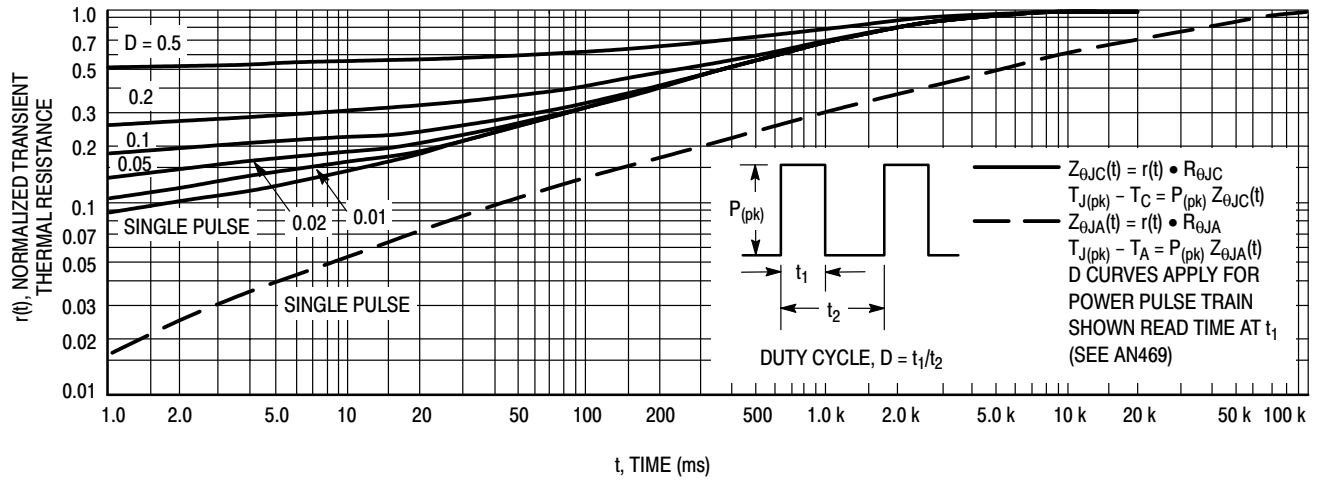
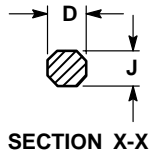
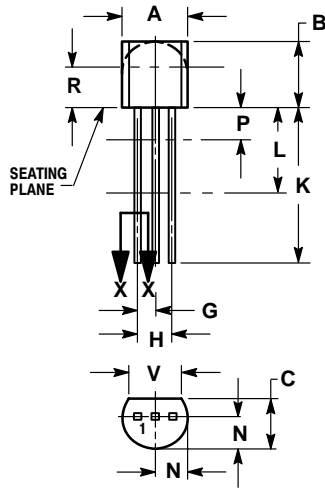


Figure 9. Thermal Response

BC447, BC449, BC449A

PACKAGE DIMENSIONS

TO-92
(TO-226)
CASE 29-11
ISSUE AL




NOTES:

1. DIMENSIONING AND TOLERANCING PER ANSI Y14.5M, 1982.
2. CONTROLLING DIMENSION: INCH.
3. CONTOUR OF PACKAGE BEYOND DIMENSION R IS UNCONTROLLED.
4. LEAD DIMENSION IS UNCONTROLLED IN P AND BEYOND DIMENSION K MINIMUM.

DIM	INCHES		MILLIMETERS	
	MIN	MAX	MIN	MAX
A	0.175	0.205	4.45	5.20
B	0.170	0.210	4.32	5.33
C	0.125	0.165	3.18	4.19
D	0.016	0.021	0.407	0.533
G	0.045	0.055	1.15	1.39
H	0.095	0.105	2.42	2.66
J	0.015	0.020	0.39	0.50
K	0.500	---	12.70	---
L	0.250	---	6.35	---
N	0.080	0.105	2.04	2.66
P	---	0.100	---	2.54
R	0.115	---	2.93	---
V	0.135	---	3.43	---

STYLE 17:

- PIN 1. COLLECTOR
- BASE
- EMITTER

ON Semiconductor and  are registered trademarks of Semiconductor Components Industries, LLC (SCILLC). SCILLC reserves the right to make changes without further notice to any products herein. SCILLC makes no warranty, representation or guarantee regarding the suitability of its products for any particular purpose, nor does SCILLC assume any liability arising out of the application or use of any product or circuit, and specifically disclaims any and all liability, including without limitation special, consequential or incidental damages. "Typical" parameters which may be provided in SCILLC data sheets and/or specifications can and do vary in different applications and actual performance may vary over time. All operating parameters, including "Typicals" must be validated for each customer application by customer's technical experts. SCILLC does not convey any license under its patent rights nor the rights of others. SCILLC products are not designed, intended, or authorized for use as components in systems intended for surgical implant into the body, or other applications intended to support or sustain life, or for any other application in which the failure of the SCILLC product could create a situation where personal injury or death may occur. Should Buyer purchase or use SCILLC products for any such unintended or unauthorized application, Buyer shall indemnify and hold SCILLC and its officers, employees, subsidiaries, affiliates, and distributors harmless against all claims, costs, damages, and expenses, and reasonable attorney fees arising out of, directly or indirectly, any claim of personal injury or death associated with such unintended or unauthorized use, even if such claim alleges that SCILLC was negligent regarding the design or manufacture of the part. SCILLC is an Equal Opportunity/Affirmative Action Employer.

PUBLICATION ORDERING INFORMATION

Literature Fulfillment:

Literature Distribution Center for ON Semiconductor
P.O. Box 5163, Denver, Colorado 80217 USA
Phone: 303-675-2175 or 800-344-3860 Toll Free USA/Canada
Fax: 303-675-2176 or 800-344-3867 Toll Free USA/Canada
Email: ONlit@hibbertco.com

N. American Technical Support: 800-282-9855 Toll Free USA/Canada

JAPAN: ON Semiconductor, Japan Customer Focus Center
2-9-1 Kamimeguro, Meguro-ku, Tokyo, Japan 153-0051
Phone: 81-3-5773-3850

ON Semiconductor Website: <http://onsemi.com>

For additional information, please contact your local
Sales Representative.