

MC100LVEL32

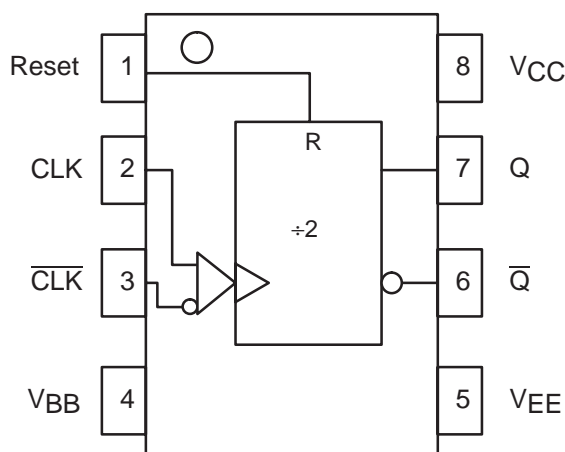
÷2 Divider

The MC100LVEL32 is an integrated ÷2 divider. The differential clock inputs and the V_{BB} allow a differential, single-ended or AC coupled interface to the device. If used, the V_{BB} output should be bypassed to ground with a 0.01μF capacitor. Also note that the V_{BB} is designed to be used as an input bias on the LVEL32 only, the V_{BB} output has limited current sink and source capability. The LVEL32 is functionally identical to the EL32, but operates from a low voltage supply.

The reset pin is asynchronous and is asserted on the rising edge. Upon power-up, the internal flip-flop will attain a random state; the reset allows for the synchronization of multiple EL32's in a system.

- 510ps Propagation Delay
- 3.0GHz Toggle Frequency
- High Bandwidth Output Transitions
- 75kΩ Internal Input Pulldown Resistors
- >1000V ESD Protection

LOGIC DIAGRAM AND PINOUT ASSIGNMENT



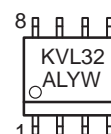
ON Semiconductor

<http://onsemi.com>



**SO-8
D SUFFIX
CASE 751**

MARKING DIAGRAM



A = Assembly Location
L = Wafer Lot
Y = Year
W = Work Week

*For additional information, see Application Note AND8002/D

PIN DESCRIPTION

PIN	FUNCTION
CLK Reset V _{BB} Q	Clock Inputs Asynch Reset Ref Voltage Output Data Outputs

ORDERING INFORMATION

Device	Package	Shipping
MC100LVEL32D	SO-8	98 Units/Rail
MC100LVEL32DR2	SO-8	2500 Tape & Reel

MC100LEVEL32

DC CHARACTERISTICS ($V_{EE} = V_{EE(min)}$ to $V_{EE(max)}$; $V_{CC} = GND$)

Symbol	Characteristic	-40°C			0°C			25°C			85°C			Unit
		Min	Typ	Max	Min	Typ	Max	Min	Typ	Max	Min	Typ	Max	
I_{EE}	Power Supply Current		25			25			25			25		mA
V_{EE}	Power Supply Voltage		-3.0		-3.0	-3.3	-3.8	-3.0	-3.3	-3.8	-3.0	-3.3	-3.8	V
V_{BB}	Output Reference Voltage	-1.38		-1.26	-1.38		-1.26	-1.38		-1.26	-1.38		-1.26	V
I_{IH}	Input HIGH Current			150			150			150			150	μ A

AC CHARACTERISTICS ($V_{EE} = V_{EE(min)}$ to $V_{EE(max)}$; $V_{CC} = GND$)

Symbol	Characteristic	-40°C			0°C			25°C			85°C			Unit
		Min	Typ	Max	Min	Typ	Max	Min	Typ	Max	Min	Typ	Max	
f_{MAX}	Maximum Toggle Frequency		3.0			3.0			3.0			3.0		GHz
t_{PLH} t_{PHL}	Propagation Delay CLK to Q (Diff) CLK to Q (S.E.) Reset to Q	350 300 340	500 500 540	530 580 540	360 310 350	500 500 540	540 590 550	370 320 350	510 510 540	550 600 550	410 360 380	540 540 550	590 640 580	ps
V_{PP}	Minimum Input Swing ¹	150			150			150			150			mV
t_r t_f	Output Rise/Fall Times Q (20% – 80%)		225			225			225			225		ps

1. Minimum input swing for which AC parameters are guaranteed.

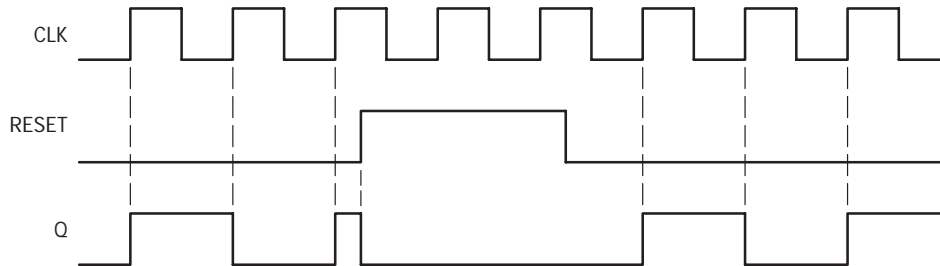
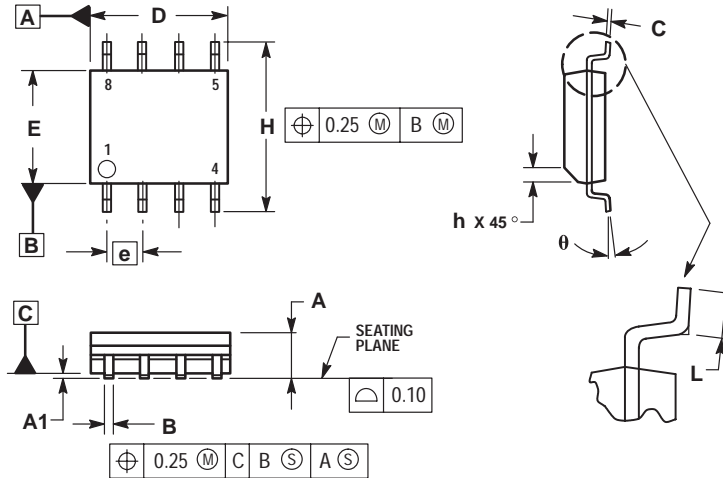


Figure 1. Timing Diagram

MC100LVEL32

PACKAGE DIMENSIONS


SO-8
D SUFFIX
 PLASTIC SOIC PACKAGE
 CASE 751-06
 ISSUE T



NOTES:

1. DIMENSIONING AND TOLERANCING PER ASME Y14.5M, 1994.
2. DIMENSIONS ARE IN MILLIMETER.
3. DIMENSION D AND E DO NOT INCLUDE MOLD PROTRUSION.
4. MAXIMUM MOLD PROTRUSION 0.15 PER SIDE.
5. DIMENSION B DOES NOT INCLUDE DAMBAR PROTRUSION. ALLOWABLE DAMBAR PROTRUSION SHALL BE 0.127 TOTAL IN EXCESS OF THE B DIMENSION AT MAXIMUM MATERIAL CONDITION.

DIM	MILLIMETERS	
	MIN	MAX
A	1.35	1.75
A1	0.10	0.25
B	0.35	0.49
C	0.19	0.25
D	4.80	5.00
E	3.80	4.00
e	1.27	BSC
H	5.80	6.20
h	0.25	0.50
L	0.40	1.25
θ	0°	7°

ON Semiconductor and  are trademarks of Semiconductor Components Industries, LLC (SCILLC). SCILLC reserves the right to make changes without further notice to any products herein. SCILLC makes no warranty, representation or guarantee regarding the suitability of its products for any particular purpose, nor does SCILLC assume any liability arising out of the application or use of any product or circuit, and specifically disclaims any and all liability, including without limitation special, consequential or incidental damages. "Typical" parameters which may be provided in SCILLC data sheets and/or specifications can and do vary in different applications and actual performance may vary over time. All operating parameters, including "Typicals" must be validated for each customer application by customer's technical experts. SCILLC does not convey any license under its patent rights nor the rights of others. SCILLC products are not designed, intended, or authorized for use as components in systems intended for surgical implant into the body, or other applications intended to support or sustain life, or for any other application in which the failure of the SCILLC product could create a situation where personal injury or death may occur. Should Buyer purchase or use SCILLC products for any such unintended or unauthorized application, Buyer shall indemnify and hold SCILLC and its officers, employees, subsidiaries, affiliates, and distributors harmless against all claims, costs, damages, and expenses, and reasonable attorney fees arising out of, directly or indirectly, any claim of personal injury or death associated with such unintended or unauthorized use, even if such claim alleges that SCILLC was negligent regarding the design or manufacture of the part. SCILLC is an Equal Opportunity/Affirmative Action Employer.

PUBLICATION ORDERING INFORMATION

NORTH AMERICA Literature Fulfillment:

Literature Distribution Center for ON Semiconductor
P.O. Box 5163, Denver, Colorado 80217 USA
Phone: 303-675-2175 or 800-344-3860 Toll Free USA/Canada
Fax: 303-675-2176 or 800-344-3867 Toll Free USA/Canada
Email: ONlit@hibbertco.com
Fax Response Line: 303-675-2167 or 800-344-3810 Toll Free USA/Canada

N. American Technical Support: 800-282-9855 Toll Free USA/Canada

EUROPE: LDC for ON Semiconductor – European Support

German Phone: (+1) 303-308-7140 (M–F 1:00pm to 5:00pm Munich Time)
Email: ONlit-german@hibbertco.com
French Phone: (+1) 303-308-7141 (M–F 1:00pm to 5:00pm Toulouse Time)
Email: ONlit-french@hibbertco.com
English Phone: (+1) 303-308-7142 (M–F 12:00pm to 5:00pm UK Time)
Email: ONlit@hibbertco.com

EUROPEAN TOLL-FREE ACCESS*: 00-800-4422-3781

*Available from Germany, France, Italy, England, Ireland

CENTRAL/SOUTH AMERICA:

Spanish Phone: 303-308-7143 (Mon–Fri 8:00am to 5:00pm MST)
Email: ONlit-spanish@hibbertco.com

ASIA/PACIFIC: LDC for ON Semiconductor – Asia Support

Phone: 303-675-2121 (Tue–Fri 9:00am to 1:00pm, Hong Kong Time)
Toll Free from Hong Kong & Singapore:
001-800-4422-3781
Email: ONlit-asia@hibbertco.com

JAPAN: ON Semiconductor, Japan Customer Focus Center
4-32-1 Nishi-Gotanda, Shinagawa-ku, Tokyo, Japan 141-8549
Phone: 81-3-5740-2745
Email: r14525@onsemi.com

ON Semiconductor Website: <http://onsemi.com>

For additional information, please contact your local Sales Representative.