

**C/A-398X ALPHA-NUMERIC DISPLAY**


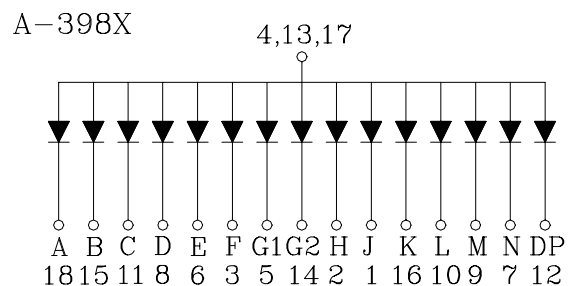
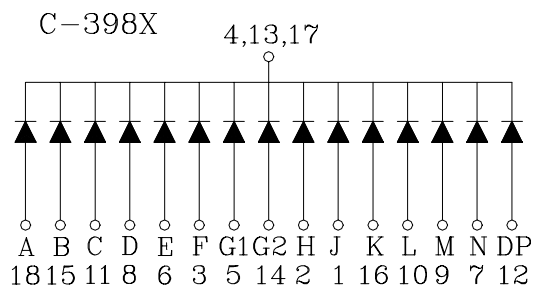
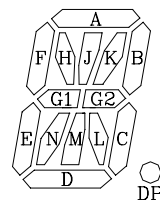
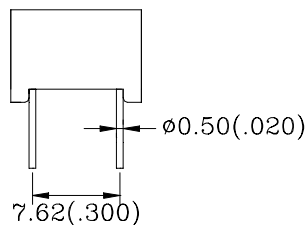
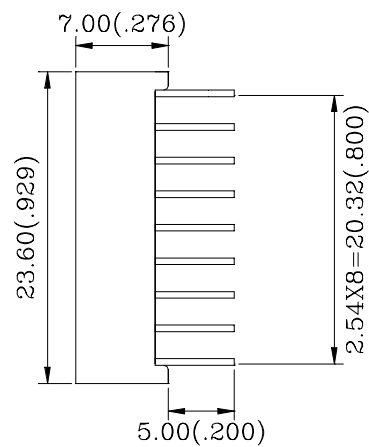
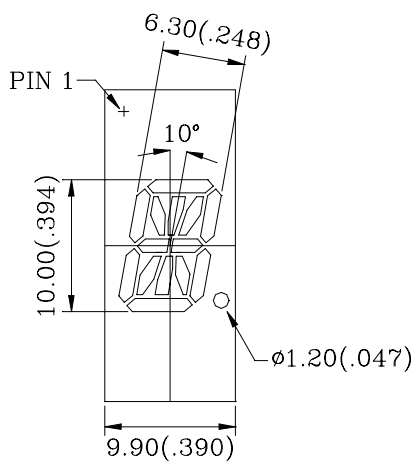
Shape	Part No.		Chip		Wave Length λ p(nm)	Electro-Optical Characteristics			Fig. No.
	Common Cathode	Common Anode	Raw Material	Emitted Color		Vf(V)20mA		Iv(ucd)10mA	
						Typ.	Max.	Typ.	
	C-398H	A-398H	GaP	Red	700	2.1	2.8	550	D55
	C-398E	A-398E	GaAsP/GaP	Hi.effi Red	635	2.0	2.8	1800	
	C-398G	A-398G	GaP	Green	565	2.1	2.8	1600	
	C-398Y	A-398Y	GaAsP/GaP	Yellow	585	2.1	2.8	1500	
	C-398SR	A-398SR	GaAlAs	Super Red	660	1.8	2.4	10000	

Fig.D55



- 1.All dimension are in millimeters (inches).
- 2.Tolerance is  $\pm 0.25$  mm (0.01") unless otherwise specified.