

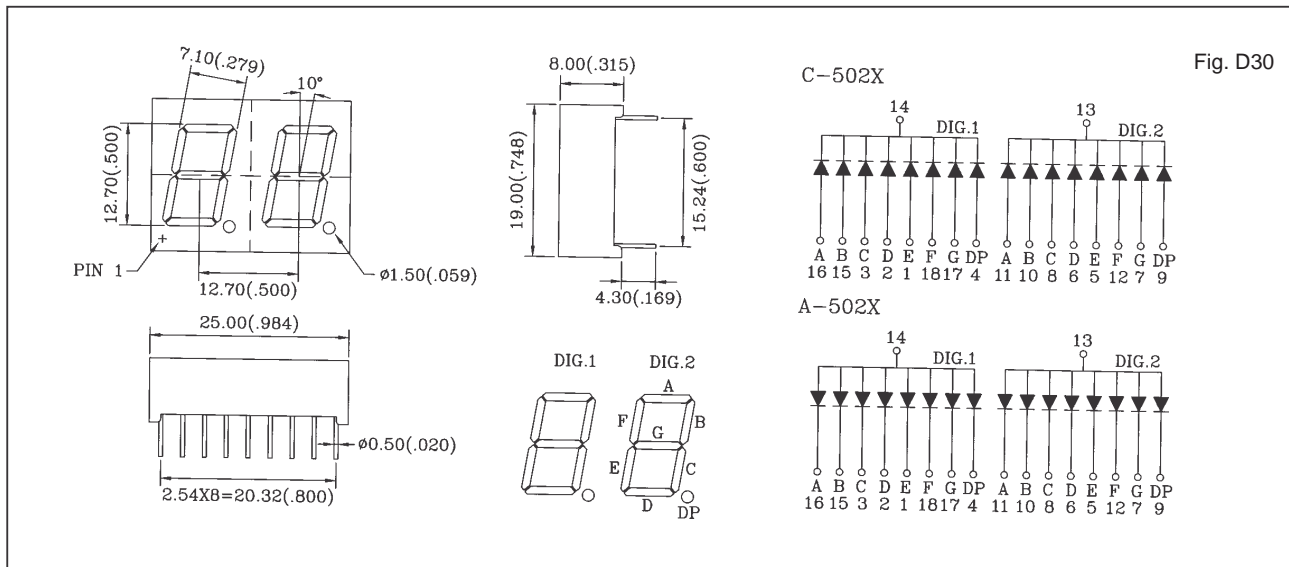
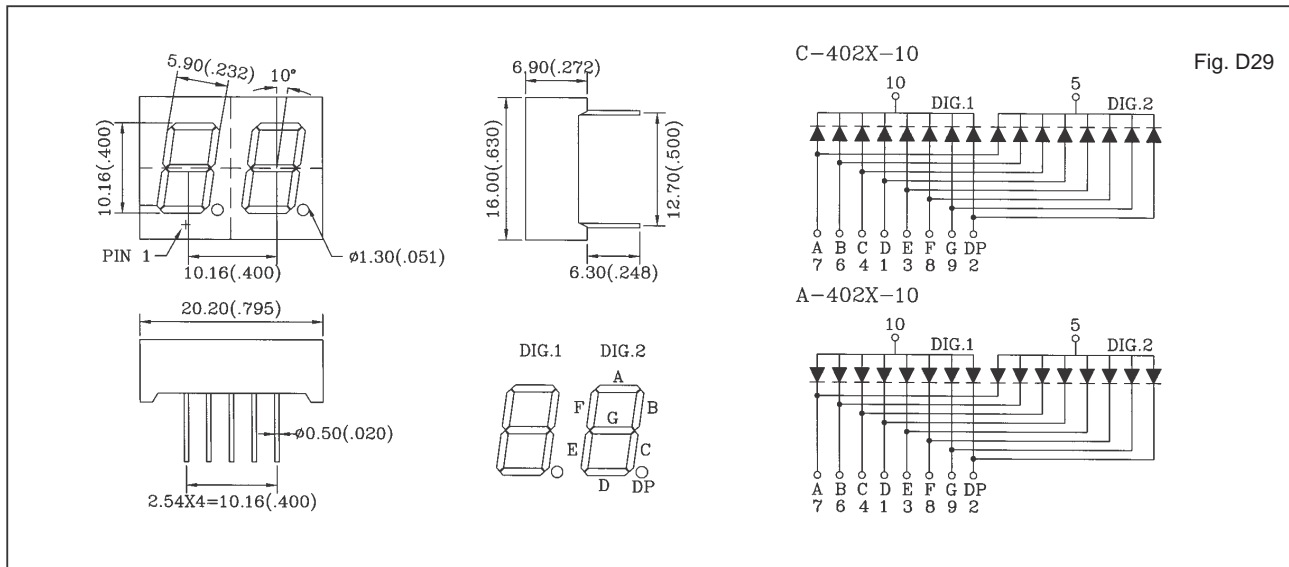


# C/A-402X, C/A-502X DUAL DIGITS DISPLAY

Shape	Part No.		Chip		Wave Length $\lambda$ p(nm)	Electro-Optical Characteristics			Fig.No.
	Common Cathode	Common Anode	Raw Material	Emitted Color		Vf(V)20mA Typ.	Max.	Iv(ucd)10mA Typ.	
	C-402H-10	A-402H-10	GaP	Red	700	2.3	2.8	650	D29
	C-402E-10	A-402E-10	GaAsP/GaP	Hi.effi Red	635	2.1	2.8	2000	
	C-402G-10	A-402G-10	GaP	Green	565	2.2	2.8	2000	
	C-402Y-10	A-402Y-10	GaAsP/GaP	Yellow	585	2.1	2.8	1600	
	C-402SR-10	A-402SR-10	GaAlAs	Super Red	660	1.8	2.2	10000	
	C-502H	A-502H	GaP	Red	700	2.3	2.8	650	D30
	C-502E	A-502E	GaAsP/GaP	Hi.effi Red	635	2.1	2.8	2000	
	C-502G	A-502G	GaP	Green	565	2.1	2.8	2000	
	C-502Y	A-502Y	GaAsP/GaP	Yellow	585	2.1	2.8	1600	
	C-502SR	A-502SR	GaAlAs	Super Red	660	1.8	2.2	21000	



- 1.All dimension are in millimeters (inches).
- 2.Tolerance is  $\pm 0.25$  mm (0.01") unless otherwise specified.