

C/A-413X, C/A-503XA THREE DIGITS DISPLAY



Shape	Part No.		Chip		Wave Length λ p (nm)	Electro-Optical Characteristics			Fig.No.
	Common Cathode	Common Anode	Raw Material	Emitted Color		Vf(V)20mA Typ.	Max.	Iv(ucd)10mA Typ.	
	C-413H	A-413H	GaP	Red	700	2.3	2.8	550	D29
	C-413E	A-413E	GaAsP/GaP	Hi.effi Red	635	2.1	2.8	1800	
	C-413G	A-413G	GaP	Green	565	2.2	2.8	1600	
	C-413Y	A-413Y	GaAsP/GaP	Yellow	585	2.1	2.8	1500	
	C-413SR	A-413SR	GaAlAs	Super Red	660	1.8	2.2	21000	
	C-503HA	A-503HA	GaP	Red	700	2.3	2.8	550	D40
	C-503EA	A-503EA	GaAsP/GaP	Hi.effi Red	635	2.1	2.8	1800	
	C-503GA	A-503GA	GaP	Green	565	2.1	2.8	1600	
	C-503YA	A-503YA	GaAsP/GaP	Yellow	585	2.1	2.8	1500	
	C-503SRA	A-503SRA	GaAlAs	Super Red	660	1.8	2.2	21000	

Fig. D29

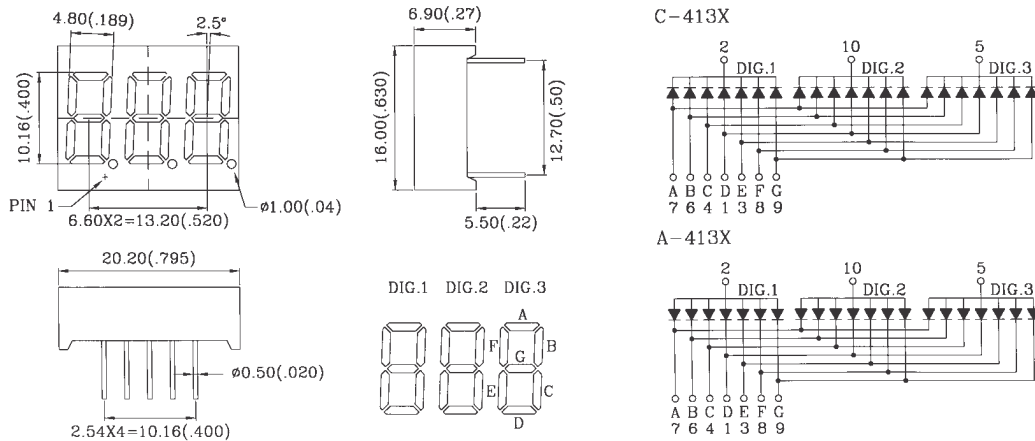
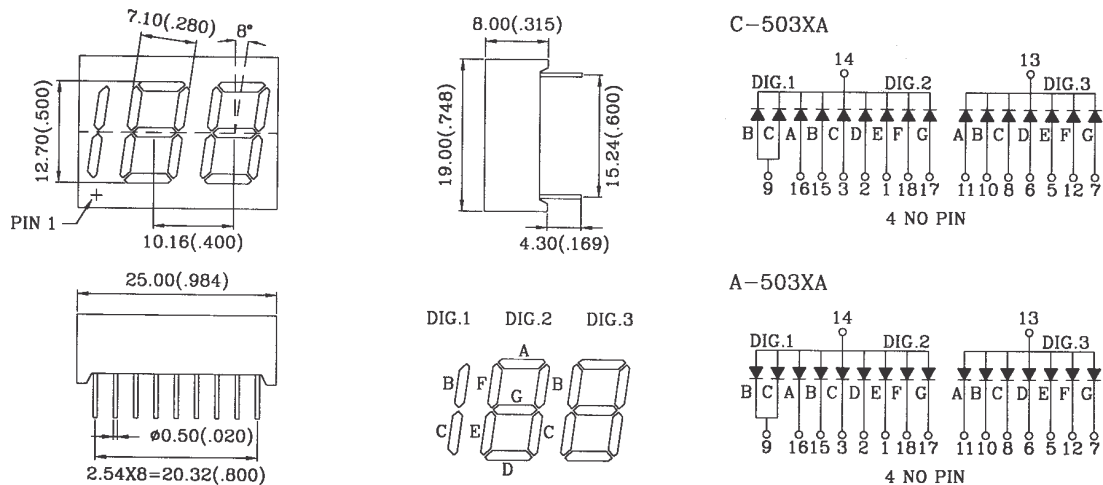


Fig. D40



- 1.All dimension are in millimeters (inches).
- 2.Tolerance is ± 0.25 mm (0.01") unless otherwise specified.