

## C/A-562X, C/A-562X-10 DUAL DIGITS DISPLAY



Shape	Part No.		Chip		Wave Length $\lambda$ p(nm)	Electro-Optical Characteristics			Fig.No.
	Common Cathode	Common Anode	Raw Material	Emitted Color		Vf(V)20mA Typ.	Max.	Iv(ucd)10mA Typ.	
	C-562H	A-562H	GaP	Red	700	2.3	2.8	650	D33
	C-562E	A-562E	GaAsP/GaP	Hi.effi Red	635	2.1	2.8	2000	
	C-562G	A-562G	GaP	Green	565	2.2	2.8	2000	
	C-562Y	A-562Y	GaAsP/GaP	Yellow	585	2.1	2.8	1600	
	C-562SR	A-562SR	GaAlAs	Super Red	660	1.8	2.2	21000	
	C-562H-10	A-562H-10	GaP	Red	700	2.3	2.8	650	D34
	C-562E-10	A-562E-10	GaAsP/GaP	Hi.effi Red	635	2.1	2.8	2000	
	C-562G-10	A-562G-10	GaP	Green	565	2.1	2.8	2000	
	C-562Y-10	A-562Y-10	GaAsP/GaP	Yellow	585	2.1	2.8	1600	
	C-562SR-10	A-562SR-10	GaAlAs	Super Red	660	1.8	2.2	21000	

Fig. D33

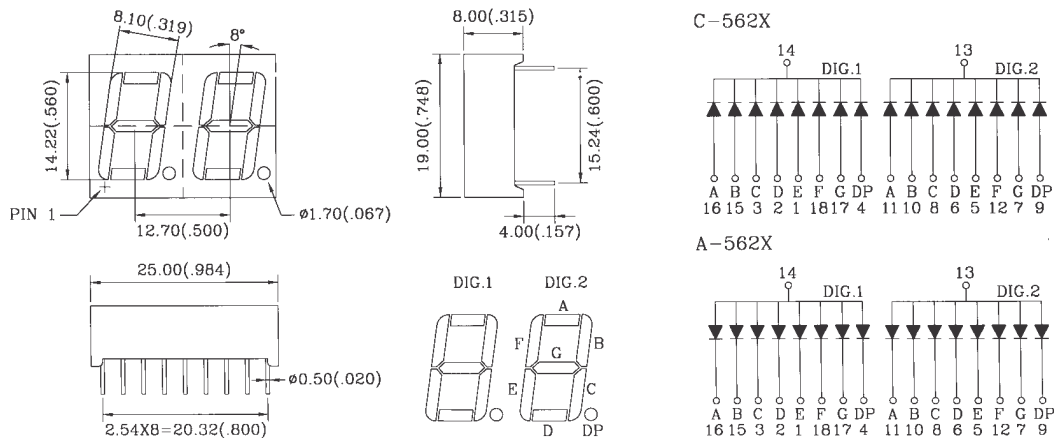
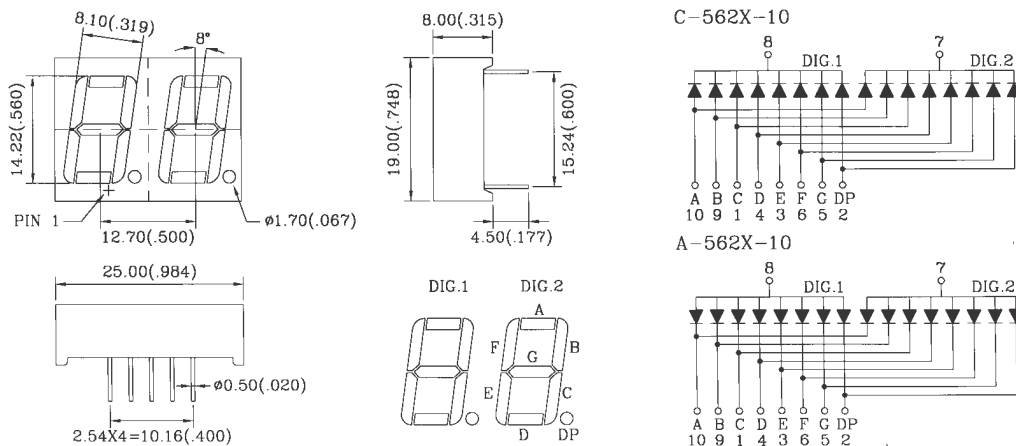


Fig. D34



- 1.All dimension are in millimeters (inches).
- 2.Tolerance is  $\pm 0.25$  mm (0.01") unless otherwise specified.