

C/A-302X, C/A-362X DUAL DIGITS DISPLAY



Shape	Part No.		Chip		Wave Length λ p(nm)	Electro-Optical Characteristics			Fig.No.
	Common Cathode	Common Anode	Raw Material	Emitted Color		Vf(V)20mA Typ.	Max.	Iv(ucd)10mA Typ.	
	C-302H	A-302H	GaP	Red	700	2.3	2.8	550	D25
	C-302E	A-302E	GaAsP/GaP	Hi.effi Red	635	2.1	2.8	1800	
	C-302G	A-302G	GaP	Green	565	2.2	2.8	1600	
	C-302Y	A-302Y	GaAsP/GaP	Yellow	585	2.1	2.8	1500	
	C-302SR	A-302SR	GaAlAs	Super Red	660	1.8	2.2	5000	
	C-362H	A-362H	GaP	Red	700	2.3	2.8	550	D26
	C-362E	A-362E	GaAsP/GaP	Hi.effi Red	635	2.1	2.8	1800	
	C-362G	A-362G	GaP	Green	565	2.1	2.8	1600	
	C-362Y	A-362Y	GaAsP/GaP	Yellow	585	2.1	2.8	1500	
	C-362SR	A-362SR	GaAlAs	Super Red	660	1.8	2.2	5000	

Fig. D25

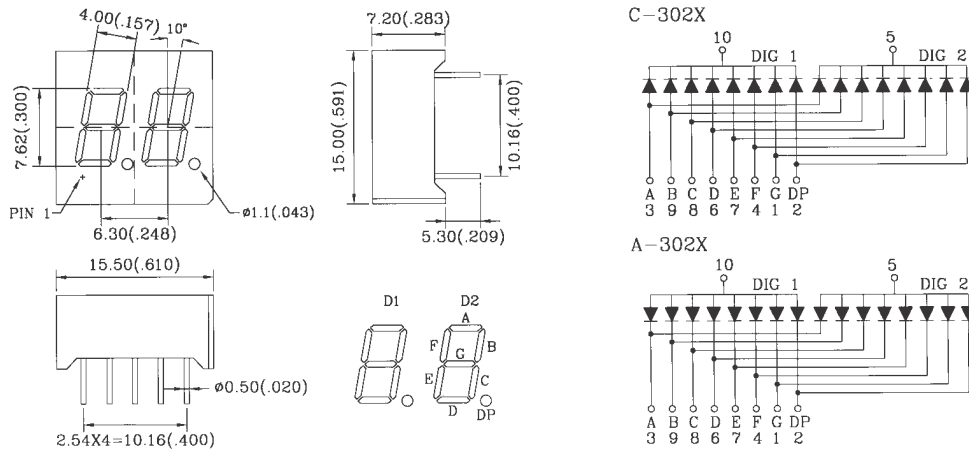
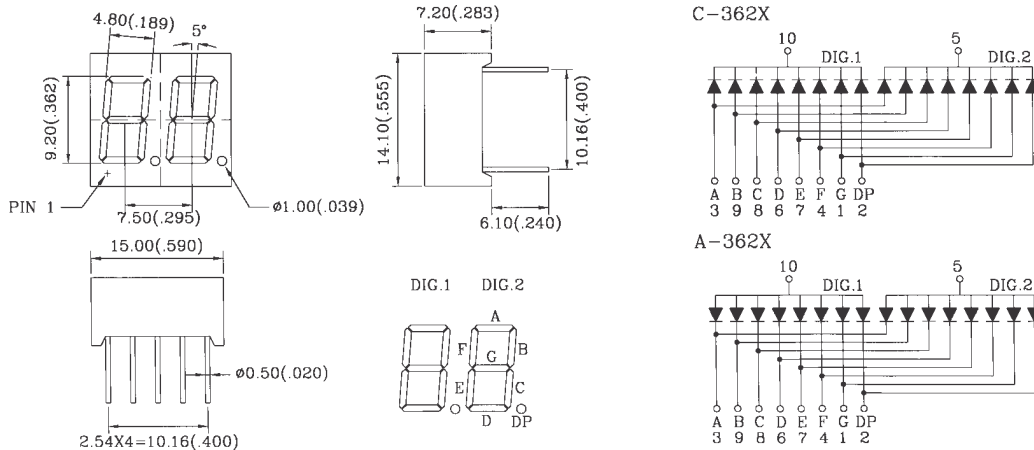


Fig. D26



- 1.All dimension are in millimeters (inches).
- 2.Tolerance is ± 0.25 mm (0.01") unless otherwise specified.