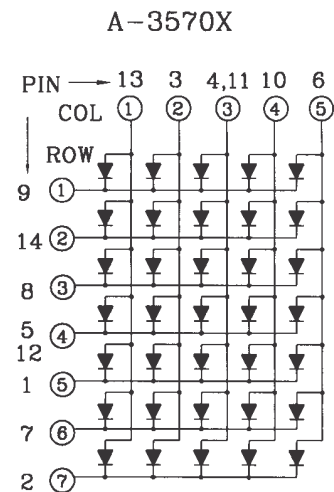
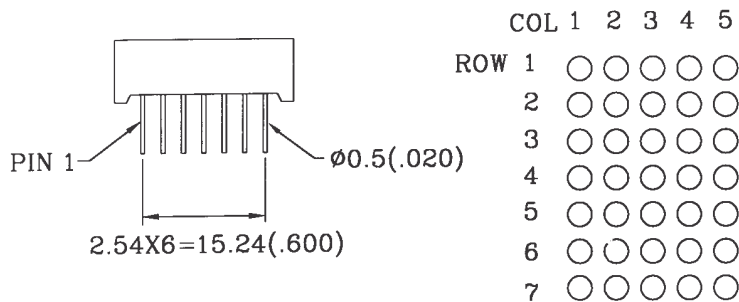
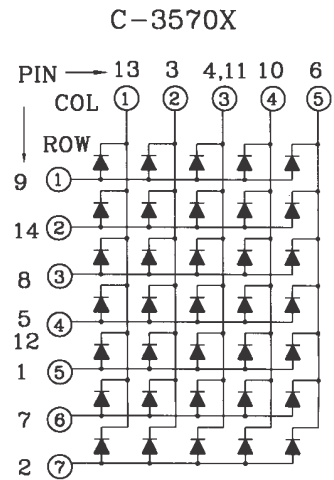
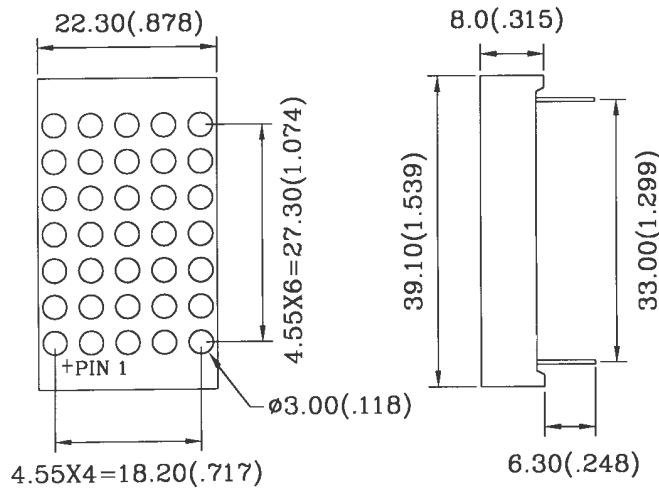


Shape	Part No.		Chip		Wave Length λ p(nm)	Electro-Optical Characteristics			Fig. No.
	Common Cathode	Common Anode	Raw Material	Emitted Color		Vf(V)20mA Typ.	Max.	Iv(ucd)10mA Typ.	
	C-3570H	A-3570H	GaP	Red	700	2.3	2.8	600	D85
	C-3570E	A-3570E	GaAsP/GaP	Hi.effi Red	635	2.1	2.8	2800	
	C-3570G	A-3570G	GaP	Green	565	2.2	2.8	2600	
	C-3570Y	A-3570Y	GaAsP/GaP	Yellow	585	2.1	2.8	2600	
	C-3570SR	A-3570SR	GaAlAs	Super Red	660	1.8	2.2	8000	

Fig. D85



- 1.All dimension are in millimeters (inches).
- 2.Tolerance is ± 0.25 mm (0.01") unless otherwise specified.