


Power over Ethernet (PoE/PD) Flyback Transformer EPC3248G-X & EPC3248G-X-LF



- Used in SMPS DC/DC Converter as a Flyback Transformer in PoE/Powered Devices (PD)
- Switching Frequency : 300 KHz to 400 KHz
- Add "-LF" after part number for Lead Free
- * 40 % Duty Cycle Typ. @ 48 V Input
- UL 94V-0 Recognized Components
- UL 1446 Class B Insulation System
- Low Core Loss Material

Electrical Specifications @ 25°C

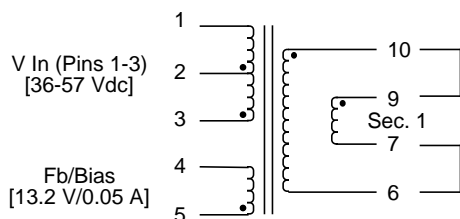
Part Number	Chipset	PoE Class	PD Power (Watts)		Class Usage	Voltage (Vdc)			Primary OCL (μH ± 10%) @ 300 KHz, 0.1 Vrms	Current (Amp.)		Package Type	Schematic
			Min.	Max.		V In	V Out	Fb Bias		Sec 1	Fb Bias		
EPC3248G-1	DPA425	0	0.44	12.95	Default	36-57	3.3	13.2	120	3.92	.050	ER14.5	1
EPC3248G-2	DPA425	0	0.44	12.95	Default	36-57	5.0	13.33	120	2.59	.050	ER14.5	1
EPC3248G-3	DPA425	0	0.44	12.95	Default	36-57	12.0	12.0	120	1.08	.050	ER14.5	1
EPC3248G-4	DPA423	1	0.44	3.84	Optional	36-57	3.3	13.2	200	1.16	.050	ER9.5	2
EPC3248G-5	DPA423	1	0.44	3.84	Optional	36-57	5.0	13.33	200	0.77	.050	ER9.5	2
EPC3248G-6	DPA423	1	0.44	3.84	Optional	36-57	12.0	12.0	200	0.32	.050	ER9.5	2
EPC3248G-7	DPA424	2	3.84	6.49	Optional	36-57	3.3	13.2	120	1.97	.050	ER11	1
EPC3248G-8	DPA424	2	3.84	6.49	Optional	36-57	5.0	13.0	120	1.30	.050	ER11	1
EPC3248G-9	DPA424	2	3.84	6.49	Optional	36-57	12.0	12.0	120	0.54	.050	ER11	1
EPC3248G-10	DPA424/5	3	6.49	12.95	Optional	36-57	3.3	13.2	120	3.92	.050	ER14.5	1
EPC3248G-11	DPA424/5	3	6.49	12.95	Optional	36-57	5.0	13.2	120	2.59	.050	ER14.5	1
EPC3248G-12	DPA424/5	3	6.49	12.95	Optional	36-57	12.0	12.0	120	1.08	.050	ER14.5	1
EPC3248G-13	DPA426	4(PoEP)	Reserved	Reserved	Reserved	36-57	3.3	13.2	25	12.12	.050	EFD20	3
EPC3248G-14	DPA426	4(PoEP)	Reserved	Reserved	Reserved	36-57	5.0	13.2	25	8.0	.050	EFD20	3
EPC3248G-15	DPA426	4(PoEP)	Reserved	Reserved	Reserved	36-57	12.0	12.0	25	3.33	.050	EFD20	3

- **Isolation** : Pri., Bias to Sec. ; 1500 Vrms • **Isolation** : Pri. to Bias ; 500 Vrms •

Note : Class 4 is currently reserved for Power over Ethernet Plus (PoEP) and should not be used at this time.

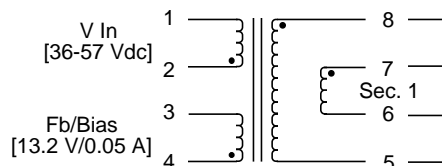
Notes :	EPC3248-X	EPC3248-X-LF
1. Assembly Process (Solder Composition)	SnPb	Pb-Free
2. Peak Solder Rating (per IPC/JEDEC-J-STD-020C)	225°C	260°C
3. Moisture Sensitive Levels (MSL) (per IPC/JEDEC-J-STD-020C)	1 (Unlimited, 30°C/60%RH)	1 (Unlimited, 30°C/60%RH)
4. Weight	TBD grams	TBD grams
5. Packaging Information (Tube)	TBD pcs / tube	TBD pcs / tube

Schematic 1



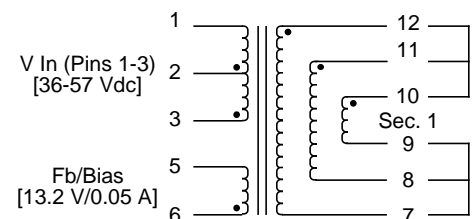
- Note :
1. Input Pins : Pins 1 & 3
 2. Connect Pins 9,10 and 6,7 in user board for higher power

Schematic 2



- Note :
1. Input Pins : Pins 1 & 2
 2. Connect Pins 8,7 and 5,6 in user board for higher power

**Schematic 3
(Reserved for Class 4 PoEP)**



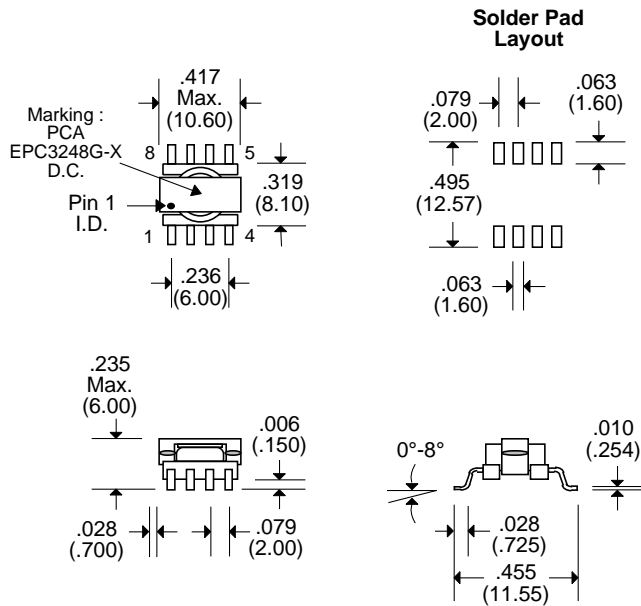
- Note :
1. Input Pins : Pins 1 & 3
 2. Connect Pins 12,11,10 and 9,8,7 in user board for higher power

Unless Otherwise Specified Dimensions are in Inches /mm ± .010 / .25

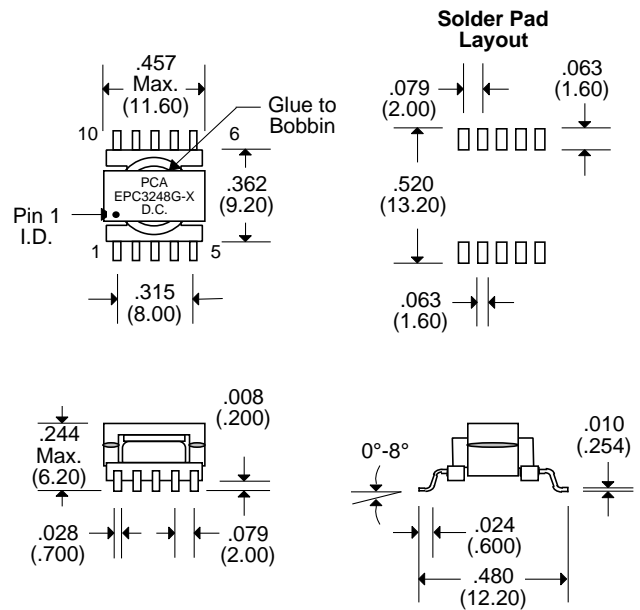
Power Over Ethernet (PoE/PD) Flyback Transform

EPC3248G-X & EPC3248G-X-LF

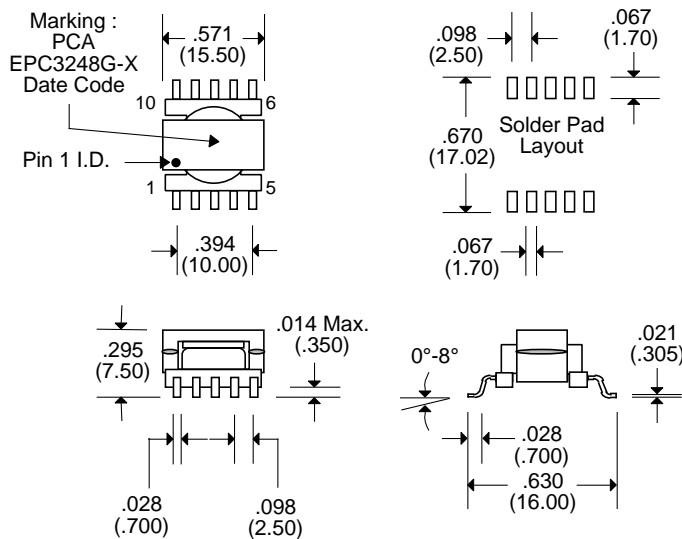
Package ER9.5



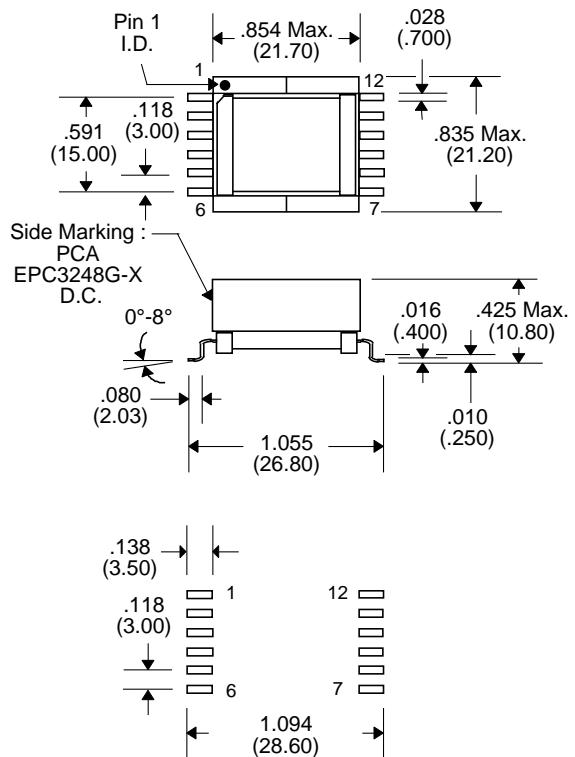
Package ER11



Package ER14.5



**Package EFD20
(Reserved for Class 4 PoEP)**



Unless Otherwise Specified Dimensions are in Inches /mm ± .010 / .25