





Press-fit sockets for solderless mount into PCB.
For plated-thru-holes
Ø 1 (+0.09/-0.06) mm
Compliant pins

New press-fit receptacle with modified eye of the needle which eliminates damage to the plated-thru-holes



Platings	Sleeve 	Clip 	Pin 
91	5 µm Sn Pb	0.25 µm Au	
93	5 µm Sn Pb	0.75 µm Au	
99	5 µm Sn Pb	5 µm Sn Pb	

Ordering information

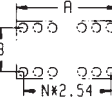
For standard versions see table (order codes)

Option:

Platings 91, 93 and 99 available for all versions

Replace **xx** with requested plating code

(Older versions 146...012/013/019 please consult)

No. of poles	Order Codes				Insulator dimensions			
	For PCB thickness 1.5 to 2.0 mm	For PCB thickness 2.1 to 3.2 mm				A	B	C
	D = 2.80 mm	D = 3.80 mm			See page 44			
6	146-xx-306-41-036	146-xx-306-41-035			Fig. 3	7.6	7.62	10.1
8	146-xx-308-41-036	146-xx-308-41-035			Fig. 4	10.1	7.62	10.1
14	146-xx-314-41-036	146-xx-314-41-035			Fig. 6	17.7	7.62	10.1
16	146-xx-316-41-036	146-xx-316-41-035			Fig. 7	20.3	7.62	10.1
18	146-xx-318-41-036	146-xx-318-41-035			Fig. 8	22.8	7.62	10.1
20	146-xx-320-41-036	146-xx-320-41-035			Fig. 9	25.3	7.62	10.1
22	146-xx-422-41-036	146-xx-422-41-035			Fig. 13	27.8	10.16	12.6
24	146-xx-624-41-036	146-xx-624-41-035			Fig. 17	30.4	15.24	17.7
28	146-xx-628-41-036	146-xx-628-41-035			Fig. 18	35.5	15.24	17.7
32	146-xx-632-41-036	146-xx-632-41-035			Fig. 19	40.6	15.24	17.7
40	146-xx-640-41-036	146-xx-640-41-035			Fig. 21	50.6	15.24	17.7