


## Series 316 / 416

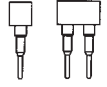
PCB connectors 2.54 mm  
Single row / double row  
Solder tail






### Interconnect receptacles, solder tail

Receptacles accept pins  $\varnothing$  0.40–0.56 mm

For corresponding pin connectors see pages 43 to 46



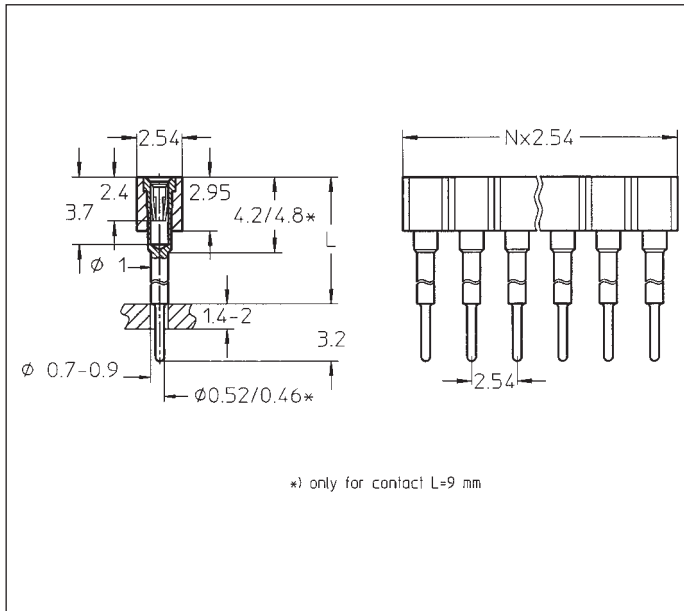
Platings	Sleeve 	Clip 	Pin 
93	5 $\mu$ m Sn Pb	0.75 $\mu$ m Au	

### Ordering information

Replace **xx** with the number of poles, e.g. 416-93-2**xx**-41-006 for a double row version with 8 pins per row becomes:  
416-93-2**16**-41-006

### Option:

On request triple row

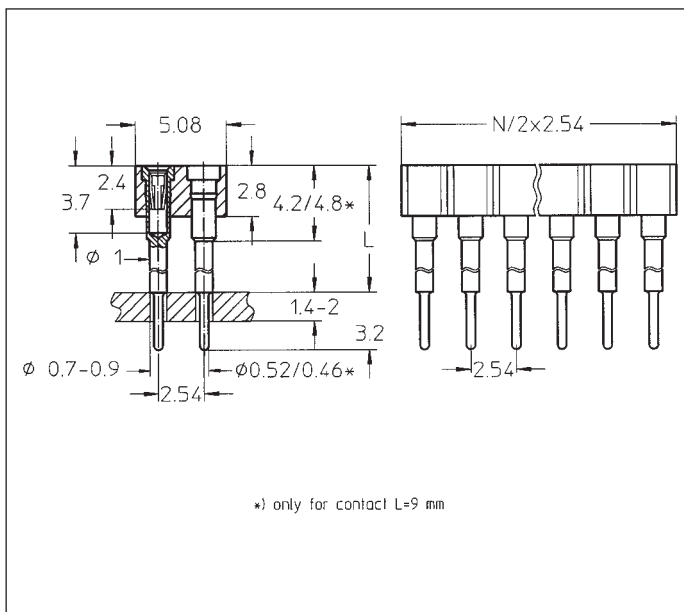


L =

6 mm	316-93-1xx-41-006
8 mm	316-93-1xx-41-003
9 mm	316-93-1xx-41-012
10 mm	316-93-1xx-41-007
12 mm	316-93-1xx-41-008
13 mm	316-93-1xx-41-009
15 mm	316-93-1xx-41-001
18 mm	316-93-1xx-41-011
22 mm	316-93-1xx-41-004
33 mm	316-93-1xx-41-013

Interconnect receptacle: solder tail, single row

Availability from: 1 to 64 contacts  
Standard number of contacts 5, 6, 8, 10, 14, 16, 20, 21, 25, 30, 32, 48, 56, 60, and 64



L =

6 mm	416-93-2xx-41-006
8 mm	416-93-2xx-41-003
9 mm	416-93-2xx-41-012
10 mm	416-93-2xx-41-007
12 mm	416-93-2xx-41-008
13 mm	416-93-2xx-41-009
15 mm	416-93-2xx-41-001
18 mm	416-93-2xx-41-011
22 mm	416-93-2xx-41-004
33 mm	416-93-2xx-41-013

Interconnect receptacle: solder tail, double row

Availability from: 4 to 72 contacts  
Standard number of contacts 40, 44, 56, 64 and 72