

TVS/LOW PASS L/C FILTER ARRAYS

APPLICATIONS

- ✓ High-Speed Networks
- ✓ Graphics/Video Cards
- ✓ Global Positioning Systems
- ✓ Wireless Networks

IEC COMPATIBILITY (EN61000-4)

- ✓ 61000-4-2 (ESD): Air - 15kV, Contact - 8kV
- ✓ 61000-4-4 (EFT): 40A - 5/50ns

FEATURES

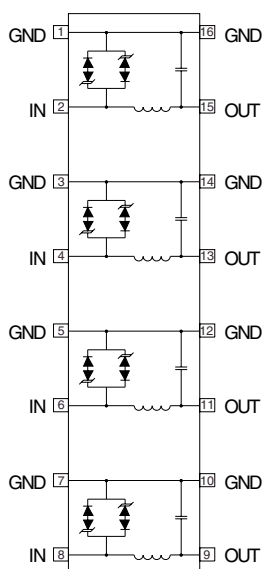
- ✓ 300 Watts Peak Pulse Power per Line (tp=8/20µs)
- ✓ EMI/RFI Low Pass Filtering
- ✓ Very Low Insertion Loss: < 0.5dB up to 200 MHz
- ✓ Excellent Matching Over the Operating Frequency
- ✓ Protects 3.3 - 15 Volt I/O Ports
- ✓ 50 Ohm Network Terminations
- ✓ L/C Bessel Filter
- ✓ **LOW CAPACITANCE: 10pF**

MECHANICAL CHARACTERISTICS

- ✓ Molded JEDEC SO-16WB (Wide Body) Package
- ✓ Weight 0.15 grams (Approximate)
- ✓ Flammability rating UL 94V-0
- ✓ 16mm Tape and Reel Per EIA Standard 481
- ✓ Marking: Logo, Part Number & Pin One Defined By Dot on Top of Package



CIRCUIT DIAGRAM



EMC3.3F-LC thru EMC15F-LC

DEVICE CHARACTERISTICS

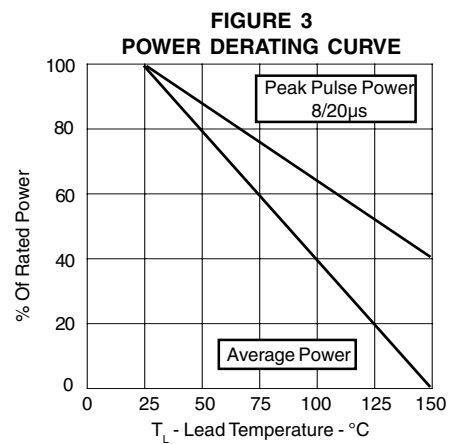
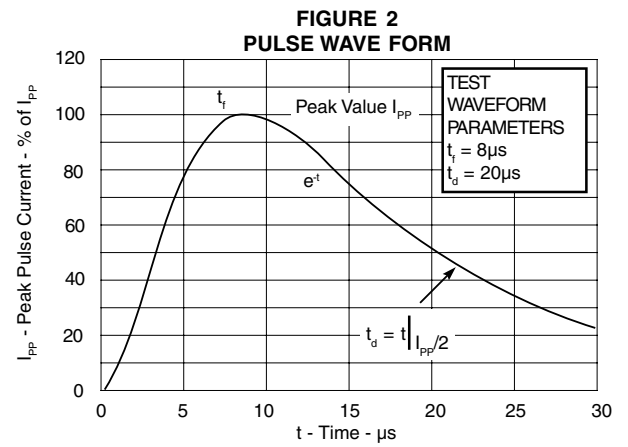
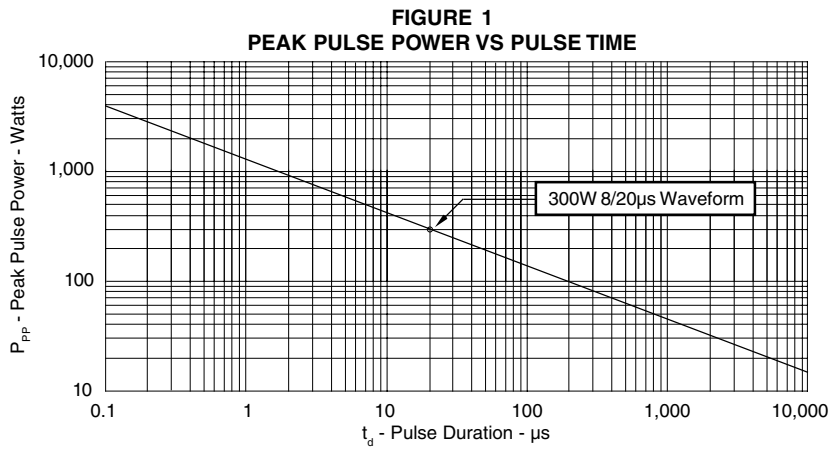
MAXIMUM RATINGS @ 25°C Unless Otherwise Specified			
PARAMETER	SYMBOL	VALUE	UNITS
Peak Pulse Power ($t_p = 8/20\mu s$) - See Figure 1	P_{PP}	300	Watts
Operating Temperature	T_J	-55°C to 150°C	°C
Storage Temperature	T_{STG}	-55°C to 150°C	°C

ELECTRICAL CHARACTERISTICS PER LINE @ 25°C Unless Otherwise Specified						
PART NUMBER	MAXIMUM OPERATING VOLTAGE $V_{(OP)}$ VOLTS	MINIMUM BREAKDOWN VOLTAGE (See Note 1) @ 1mA $V_{(BR)}$ VOLTS	MAXIMUM LEAKAGE CURRENT (See Note 1) @ V_{WM} I_D μA	MAXIMUM CLAMPING VOLTAGE (See Fig. 5) @ $I_{PP} = 5A$ V_C VOLTS	TYPICAL CAPACITANCE (See Note 2) @ 0V, 1 MHz C pF	CUT-OFF FREQUENCY @ -3dB f_c MHz
EMC3.3F-LC	3.3	4.0	100	9.0	10	500
EMC5.0F-LC	5.0	6.0	50	11.0	10	500
EMC8.0F-LC	8.0	8.5	5	16.6	10	500
EMC12F-LC	12.0	13.3	5	24.0	10	500
EMC15F-LC	15.0	16.7	5	30.0	10	500

Note 1: Apply positive (negative) potential between input pins to ground pins, output open.

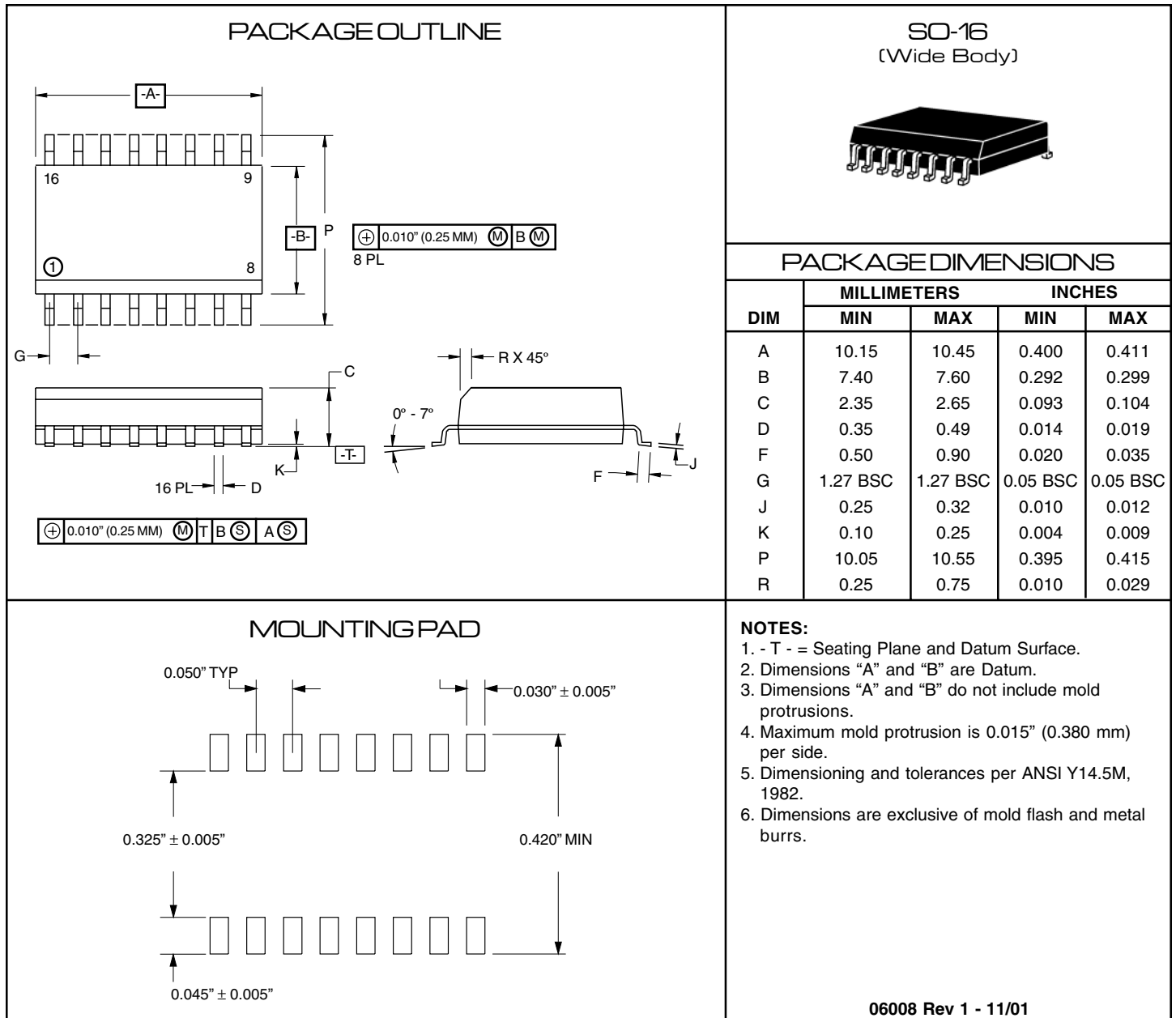
Note 2: Measure capacitance between output pins to ground pins.

GRAPHS



EMC3.3F-LC thru EMC15F-LC

PACKAGE OUTLINE & DIMENSIONS



PART NUMBER SUFFIXES USED FOR TAPE & REEL/BULK ORDERING:

Surface mount product is taped and reeled in accordance with EIA-481.
 Suffix-T13 = 13 Inch Reel - 2,500 pieces per reel i.e: EMC5.0-LC-T13
 No Suffix = Product Shipped in Tubes of 46 pcs per Tube

COPYRIGHT © ProTek Devices 2003

SPECIFICATIONS: ProTek reserves the right to change the electrical and or mechanical characteristics described herein without notice (except JEDEC).

DESIGN CHANGES: ProTek reserves the right to discontinue product lines without notice, and that the final judgement concerning selection and specifications is the buyer's and that in furnishing engineering and technical assistance, ProTek assumes no responsibility with respect to the selection or specifications of such products.

ProTek Devices

2929 South Fair Lane, Tempe, AZ 85282

Tel: 602-431-8101 Fax: 602-431-2288

E-Mail: sales@protekdevices.com

Web Site: www.protekdevices.com